

E-MIAS User Manual

For

State Authority

**Government of India
Department of Science and Technology
New Delhi**

E-MANAGEMENT OF INSPIRE AWARD SCHEME (E-MIAS)

Notice

This is a controlled document. Unauthorized access, copying, replication or usage for a purpose other than for which it is intended, are prohibited.

This document contains information that is proprietary and confidential to Department of Science and Technology, Government of India, which shall not be transmitted or duplicated, used in whole or in part for any purpose other than its intended purpose. Any use or disclosure in whole or in part of this information without express written permission of Department of Science and Technology, Government of India is prohibited.

Version 1.0



डा. इन्द्र जीत सिंह आई ए एस
संयुक्त सचिव

Dr. Indar Jit Singh IAS
Joint Secretary

भारत सरकार
विज्ञान और प्रौद्योगिकी मंत्रालय
विज्ञान और प्रौद्योगिकी विभाग
टेक्नोलाजी भवन, नया महरौली मार्ग
नई दिल्ली-110 016

GOVERNMENT OF INDIA
MINISTRY OF SCIENCE & TECHNOLOGY
DEPARTMENT OF SCIENCE & TECHNOLOGY
TECHNOLOGY BHAVAN, NEW MEHRAULI RAOD
NEW DELHI-110 016

FOREWORD

Innovation in Science Pursuit for Inspired Research (INSPIRE) is a National Programme implemented by the Ministry for attraction of talent amongst students to study science and pursue career with research.

INSPIRE programme covers students in the age group of 10 to 32 years and has 5 components. The first component viz. INSPIRE Award is implemented centrally through the States / UTs. Under this Scheme, during the Five Year Plan period, two students are selected from each school of the country including private schools, for an INSPIRE award of Rs. 5000/- for preparing a science project / model. These awardees, who are students from classes 6th to 10th, then participate in a 3-tier competitions; at District, State and National level.

Under the **INSPIRE Award Scheme**, large number of nominations, running into lakhs, have to be processed for selection of the students for INSPIRE Award. DST plans to e-manage the entire INSPIRE Award Scheme by using State-of-Art latest Information Technology which would enable e-filing of nominations by the schools across the country, its processing by the District and State authorities as well as DST in accordance with the norms of the scheme, transmission of data of selected students to the banks, credit of Award amount to the bank accounts of selected Awardees (wherever notified) or preparation of INSPIRE Award Warrants by the bank and their dispatch to the selected Awardees and all such related activities concerning implementation of the scheme, management of the data, generation of various MIS returns etc.

Department of Science & Technology has engaged M /s ILFS Technologies Ltd. for preparation of an application software as well as for its operation and maintenance. The application software was field tested during August-September 2013 and is being launched nationwide on 9th October 2013 by Hon'ble Minister (Sci. & Tech.). The application software is ready for use by the States / UTs, Districts, schools and the three Central organizations viz. Kendriya Vidyalaya Sangathan, Navodaya Vidyalaya Sangathan, Sainik School Sangathan.

Separate detailed user guide have been issued for State / District / School authorities, copies of which are available on DST's website (www.dst.gov.in) as well as on E-MIAS website (www.inspireawards-dst.gov.in).

This document contains details of application software for State authority. I do hope that the concerned authority will find it useful and they will immediately start using the new application software and send future proposals for awards and funds release for conducting competitions at various levels online.

With Best Wishes


(Indar Jit Singh)

Dated: 09.10.2013

Confidential Statement

The information (data) contained in all sheets of this document constitutes a trade secret and/or information that are commercial or financial and confidential or privileged. It is furnished in confidence to Department of Science and Technology, New Delhi with the understanding that it will not be disclosed to any other party without the written consent of Department of Science and Technology (DST).

DST, shall own all rights, title and interest, including copyright or other intellectual property rights, in and to any and or ideas, concepts, expertise, programs, systems, methodologies, data or materials included in, underlying or reduced to practices in the Program engagement.

Copyright © Notice

The information contained in this document is subject to changes with proper change request procedures as specified by DST.

DST assumes no responsibilities for the use or reliability of the proposed software or equipment that is not furnished by DST.

The Copyright in this work is vested in DST and the documents are issued in confidence for the purposes only, for which it is supplied. It must not be reproduced in whole or in part or used for tendering or manufacturing purposes except under agreement or with the consent in writing of DST, and then only on the condition that this notice is included in any such reproduction.

No information as to the contents or subject matter of this document or any part thereof arising directly or indirectly there from shall be given orally or in writing or communicated in any manner whatsoever to any third party being an individual firm or company or employee thereof without the prior consent in writing of DST.

Table of Contents

1.	Introduction	11
1.1	About INSPIRE Programme	11
1.2	About INSPIRE Award Scheme.....	11
1.3	What is E-MIAS	12
1.4	Salient Features of E-MIAS.....	13
1.5	Agency for Implementation of E-MIAS	14
1.6.	Pilot Launch	14
1.7.	Nation-wide Launch.....	14
1.8.	Orientation-cum-Training session for State/ District/ School Authorities.....	14
1.9.	Executive Summary for use of the Application Software	15
1.10.	Role & Responsibility of School Authorities/ Steps required to use the facility	15
1.11.	Objective	16
2.	Application Function Summary	16
3.	Application Users	17
4.	E-MIAS Welcome Page	17
5.	Links at the top of the screen.....	18
5.1	Home.....	18
5.2	Contact Us.....	19
5.3	FAQs	20
5.4	Search	21
6.	About INSPIRE Awards.....	22
7.	Important Communications by DST	23
8.	Suggestions/Feedbacks/Complaints Page.....	24
9.	Downloads Page.....	25
10.	Videos and Photo Gallery Page	26
11.	Public Domain.....	27

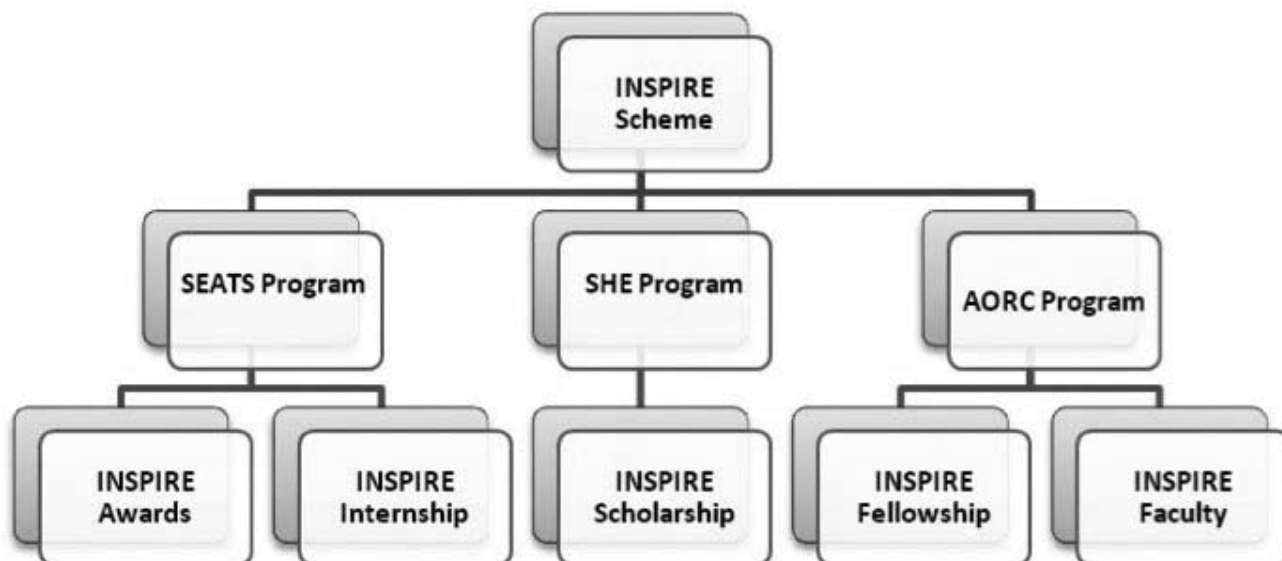
12. Youth Corner	28
13. Important Links Page.....	29
14. Helpdesk.....	30
15. State Registration:	31
16. One Time Registration of State Authority:.....	32
17. Online Mode State Registration:	33
18. Offline Mode State Registration:	40
19. For Resubmission of OTR/Submission of saved file:	47
20. State Login	50
21. Forgot Password	51
22. State Authority Dashboard	52
23. Authorities	52
24. Register DAs.....	53
25. DA Registration request's Pending	53
26. Unregistered DAs:	55
27. Registered DAs:	56
28. View Registered Schools:	57
29. Awards and Exhibitions:	59
30. Approve Nominations/Forward to NA:	60
31. Forward Exhibition Fund Proposal to NA	63
32. View Awards Sanctioned by NA	80
33. View Exhibition Funds Sanctioned by NA	84
34. MIS and Miscellaneous.....	85
35. View/Generate MIS.	86
36. Send Communication To DAs/NA:	86
37. View Communications from DAs/NA:	88
38. Forward SRs/UCs to NA:	89
39. Summary Report.....	90
40. Utilization Certificate	94
41. View SRs/UCs:.....	96
42. Edit Profile	100

1. Introduction

1.1. About INSPIRE Programme

Innovation in Science Pursuit for Inspired Research (INSPIRE) is a National Programme implemented by the Ministry for attraction of talent amongst students to study science and pursue career with research.

INSPIRE Programme covers students in the age group 10-32 years, and has five components: INSPIRE Award (for 10-15 age group), INSPIRE Internship at a science camp with opportunity for interaction with global science leaders (for 16-17 age group), INSPIRE Scholarship for Higher Education (SHE) @ Rs 80000/ per year for continuing education at B.Sc. and M.Sc. levels (for 17-22 age group), INSPIRE Fellowship for doctoral research (for 22-27 age group) and INSPIRE faculty for assured career opportunity (for 27-32 age group).



1.2. About INSPIRE Award Scheme

The first component, viz **INSPIRE Award**, is implemented centrally through the States/UTs. Under this scheme, during the five year period, two students are selected from each middle and high school of the country for an **INSPIRE Award** of Rs.5000/- each for preparing a Science Project / Model. These awardees, who are students from classes 6th to 10th, then participate in a three tier competition: District, State and National Level. The projects exhibited are evaluated by a jury of experts. All the 28 states and 7 UTs are participating in the scheme. The scheme is continuing in the 12th Five Year Plan.

Merit based nomination of students for INSPIRE Awards is done by the Head Master / Head Mistress / Principal of each school, who is required to send nomination of best children, having aptitude for science, with all relevant details, to the District Education Authorities, who will send these to DST through State Education Authorities. All schools in the country including private schools are eligible to participate in the scheme.

In so far as INSPIRE Award component is concerned, One Million INSPIRE Awards have been sanctioned till date (state wise details at Annexure-I). Under the INSPIRE Internship, as on date about 800 Science Camps have been held covering about 1.90 lakh students in the age group of 16-17 years, 40 Nobel Laureates and about 8000 resource persons participated in these camps. About 28000 scholarships for students in the age group of 17-22 years have been given and about 2900 INSPIRE Fellows in the age group of 22 -27 years have been enrolled so far. Finally, under the Faculty Award for Assured Career, 378 individuals have been awarded inspire faculty fellowship for initiating research work in various universities/ academic institutions/ laboratories in the country.

As on date, **One Million INSPIRE Awards** have been sanctioned under the scheme, more than 6 lakh awardees have participated in the DLEPCs, and about 45000 best entries of DLEPC have participated in the SLEPCs. About 2000 best science projects/models selected from SLEPCs participated in the two national competitions held at Delhi so far. About 48% of awardees are girls, and 25% SCs/STs. Out of the 688 projects which participated in the 1st NLEPC held during August 2011, 85 were shortlisted by the Patent Facilitating Centre of TIFAC for detailed examination for possible patenting. Based on the recommendations of CIPF Committee, out of 85 cases, 10 cases have been finally selected and applications for patenting have been filed. Similarly, out of 1064 projects which participated in the 2nd NLEPC, about 100 have been shortlisted for provisional filing of applications for patenting. About 900 science projects/models are expected to participate in the 3rd NLEPC scheduled at Delhi from 08-10, October 2013. As on date, an amount of Rs.619.46 crore has been spent so far on the scheme, out of which Rs. 100.86 crore has been released to the States/UTs to meet the expenditure in connection with conduct of competitions at different levels. A MoU has been signed between DST and ITPO for the conduct of NLEPCs.

1.3. What is E-MIAS

Under the INSPIRE Award Scheme, large number of nominations, running into lakhs, have to be processed for selection of the students for INSPIRE Award. DST plans to e-manage the entire INSPIRE Award Scheme by using State-of-Art latest Information Technology which would enable e-filing of nominations by the schools across the country, its processing by the District and State authorities as well as DST in accordance with the norms of the scheme, transmission of data of selected students to the banks, credit

of Award amount to the bank accounts of selected Awardees (wherever notified) or preparation of INSPIRE Award Warrants by the bank and their dispatch to the selected Awardees and all such related activities concerning implementation of the scheme, management of the data, generation of various MIS returns etc.

1.4. Salient Features of E-MIAS

It will enable about 5 lakh middle and high schools all over the country to log in online and file nominations under the Scheme, which would be received electronically by the District Education authorities for further processing. The schools will also be able to view, download and print list of sanctioned awardees and their certificates.

Similarly, it will enable all the (nearly) 700 District Education Authorities and 35 States / UTs and 3 Central Educational Organizations (Kendriya Vidyalaya Sangathan, Navodaya Vidyalaya Sangathan and Sainik School Sangathan) to log in online and process the proposals received from schools and submit to the National Authority i.e. Department of Science & Technology (DST) for sanction.

The State and Districts authorities will also be able to submit the proposals for funds release for DLEPCs / SLEPCs online.

It will enable the National Authority (DST) to process the proposals and Awards / Funds so received from the State Authorities online and issue sanctions electronically, as per the approved norms.

The software will also have facilities for registration of schools, District Authorities and State Authority, sending and receiving online communications to / from these authorities, receiving utilisation certificates, summary reports, electronically generate standard and tailor-made MIS reports and so on.

It will also have the public domain home page where even public at large would be able to view not only the basic details of the scheme but also the awards sanctioned to various States / schools , various reports / documents / forms relating to scheme, submit suggestions / feedback and so on.

The service provider will also put in place a call centre, which will run six days a week, to cater to the need / grievances of stakeholders.

The site can be accessed at URL (www.inspireawards-dst.gov.in) and the some features of the same can be seen at this web address (public domain features). Other features will require log in details of the respective authorities.

1.5. Agency for Implementation of E-MIAS

DST has selected M/s IL&FS Technologies Ltd. for preparation of application software for E-MIAS as well as for its operation and maintenance during next 5 years, including conduct of orientation-cum-training sessions for State / District Authorities.

1.6. Pilot Launch

The application software was field tested during August – September 2013 in the two selected States of Tamil Nadu and Punjab and one Union Territory i.e. Delhi with an objective of testing the efficacy of the system to meet the objectives / needs and its security features, etc. The application software has been finalised on the basis of feedback / suggestions received from these States and in house checking.

1.7. National-wide Launch

After pilot testing, the application software has been suitably modified and is being launched nation-wide on 9th October 2013 at ITPO, Pragati Maidan, New Delhi by Hon'ble Minister (S&T). The application software is ready for use by all the States / UTs, Districts and Schools and the 3 Central organizations viz. Kendriya Vidyalaya, Navodaya Vidyalaya Schools and Sainik Society School. All the concerned authorities are requested to start using the new application software and send future proposals for awards and funds for conducting competitions at various levels online.

1.8. Orientation-cum-Training Session for State / District / School Authorities

State Nodal Officers (SNOs) are requested to organize Orientation-cum-Training Session at State headquarters / any other place selected by them for all the DNOs as well as other concerned officers of the office of SNOs / DNOs to make them familiar with the features of the new application software and impress upon them the need to file online nominations / requests and use other features.

Officers of DST and M/s IL&FS Technologies Ltd. will assist the SNOs for conduct of State level training sessions and train master-trainers. On similar lines, the SNOs / Master Trainers will conduct 'Orientation-cum-Training Sessions in all the Districts for all Schools in the District as well as for the staff of DNOs dealing with the scheme. Expenditure in connection with conduct of such training sessions at State and District level can be met from out of the unspent balance of funds released by DST for conduct of competitions at various levels. Wherever required, additional funds for this purpose will also be released by the DST as per prescribed norms.

1.9 Executive Summary for use of the Application Software

Following paras describe in brief the guidelines for State / District / School authorities to use the application software. Detail user guides have follows are available on DST's website (www.dst.gov.in) as well as on E-MIAS website (www.inspireawards-dst.gov.in).

1.10 Role Responsibility of State Authorities steps required to use the facility

State Authority (SNO in charge of INSPIRE Award Scheme)

Log on to website (www.inspireawards-dst.gov.in). A homepage as per sample on the inner title cover will open. Click various buttons to generally familiarise yourself with the webpage.

Click '**State Authority**' button on the top right hand corner of the homepage.

Click "For One Time Registration" button and follow steps for One Time Registration (OTR) by filling requisite details (see User Guide for details / clarifications)

Submit request for OTR to National Authority (NA)

(NA will approve the same within 24 to 48 hours and send a User ID and initial Password to you over your e-mail, indicated in the OTR process)

After you get User ID and Password, log-in to the website again, go to 'State Authority' button and click "log in" and use your log-in details which will lead you to State Authority's Dashboard (you may change your password after first log-in)

Now you are ready to use various features of the application software meant for State Authority (SA). Navigate through various buttons to learn about its contents / features and start using these.

On the same lines, District Authorities(DAs) under SA (DNOs in charge of INSPIRE Award Scheme) will submit requests for One Time Registration, which have to be approved by SA and they will get a User ID and Password enabling them to log-in to District Authority Dashboard and use various features of the application software meant for District Authorities.

Once School, District and State Authorities have got User ID and Passwords, schools can file online nominations and submit to their respective DA, who in turn, after due checking, will forward to their SA and the SA in turn, after due checking will forward the same to NA (i.e. Department of Science & Technology) online.

On same lines, SA can submit proposals to NA for release of funds for DLEPCs / SLEPCs/ NLEPCs.

NA will approve Awards proposals as well as funds proposals online and the same will get reflected on the dashboards of respective SA, DAs and Schools in the form of sanctions, list of awardees etc. and can be viewed / downloaded by respective authorities from their end.

SA should also use the facility to

- Fill UC & SR and submit to NA.
- Send communications (e-mail and/ or post) to NA/ DAs/ Schools.
- Receive communications (e-mail and/ or post) from NA/ DAs.
- View standard MIS.
- Approve DAs One Time Registration.
- Approve nominations received from DAs and forward to NA.
- To submit feedback/ suggestions from the home page.

1.11 Objective

This manual aims to provide a conceptual background and procedures on how to use the E-MIAS Application. This manual facilitates the E-MIAS end users as responsible for utilizing the application modules and functions, to perform their designated roles and tasks.

2. Application Function Summary

Inspire Application functions are role-based. Every user has different functionality based on their roles defined in the application.

State Authority can use their State Authority link on application home page to perform the following functions

- State Registration
 - o Online Mode
 - o Offline mode
- Student Nomination Details View
 - o Online Mode
- DA Registration request Approval, Modification and Rejection.
- State Authority Profile Management
- Exhibition Fund Proposal
- Forward Summary Report
- Forward Utilisation Certificate
- INSPIRE Communication
- MIS Reports

3. Application Users

Application Users for E-MIAS application at different levels are listed below:

- National Authority
- State Authority
- District Authority
- School Authority
- General Public

The above-mentioned users have been assigned rights to the E-MIAS application and are based on the Login ID and Password assigned to the users to access the E-MIAS application except general public.

4. E-MIAS Welcome Page

Enter Inspire URL: www.inspireawards-dst.gov.in in any web browser. E-Management of INSPIRE Award Scheme Welcome Page opens as below.



5. Links at the top of the screen

5.1 Home

Click on the link **Home** to open the EMIAS application Home Page.



5.2 Contact Us

Click on link **Contact Us** to get the contact details of important functionaries of INSPIRE Award Scheme at National Authority level.



E-Management of INSPIRE Award Scheme Eng हिन्दी Home **Contact Us** FAQs Search

Our Contacts

Dr. Inderjit Singh
Joint Secretary, Department of Science & Technology, Technology Bhavan,
New Mehrauli Road, New Delhi - 110016
Tel : 011-26516077
Tel Fax: 011-26515637
E-mail: inderjit@nic.in

Shri Virender Prasad
Director, Department of Science & Technology, Technology Bhavan,
New Mehrauli Road, New Delhi - 110016,
Tel : 011-26569011
Tel Fax: 011-26590562
E-mail: virender.prasad@nic.in

Shri Rajiv Malik
Under Secretary, Department of Science & Technology, Technology Bhavan,
New Mehrauli Road, New Delhi - 110016,
Tel : 011-26590694
E-mail: us.inspire-dst@nic.in

Dr. Sandeep Bansal
Scientist C, Department of Science & Technology, Technology Bhavan,
New Mehrauli Road, New Delhi - 110016,
Tel : 011-26590399
E-mail: sandeep.bansal@nic.in

Authorised Login

- National Authority »
- State Authority »
- District Authority »
- School Authority »

Categories

- About INSPIRE Awards »
- Important Communications by DST »
- Suggestions/ Feedbacks/ Complaints »
- Downloads »
- Videos & Photo Gallery »
- Public Domain »
- Youth Corner »

News and Events »

News Heading
'Innovation in Science Pursuit for Inspired Research (INSPIRE)' is an innovative programme sponsored and managed.

What is New »

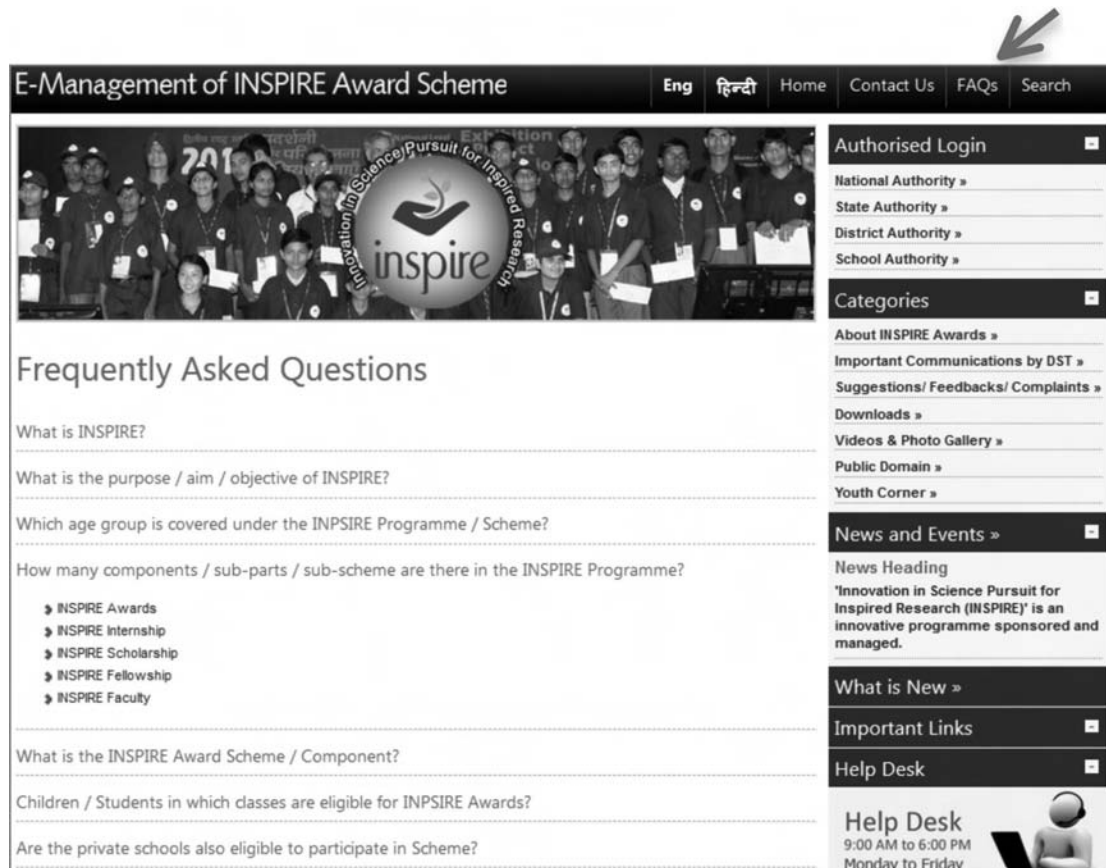
Important Links

Help Desk

Help Desk
9:00 AM to 6:00 PM
Monday to Friday
011-265 90 500

5.3 FAQs

Click on the link to **FAQs** for answers to frequently asked questions regarding the INSPIRE Award Scheme.



The screenshot shows the website for the E-Management of INSPIRE Award Scheme. The top navigation bar includes links for Eng, हिन्दी, Home, Contact Us, **FAQs**, and Search. A black arrow points to the 'FAQs' link. Below the navigation bar is a banner image featuring a group of students and the INSPIRE logo. The main content area is titled 'Frequently Asked Questions' and lists several questions with their corresponding answers. The right sidebar contains various links and information, including 'Authorised Login', 'Categories', 'News and Events', 'What is New', 'Important Links', and 'Help Desk'.

E-Management of INSPIRE Award Scheme Eng हिन्दी Home Contact Us **FAQs** Search

Authorised Login

- National Authority »
- State Authority »
- District Authority »
- School Authority »

Categories

- About INSPIRE Awards »
- Important Communications by DST »
- Suggestions/ Feedbacks/ Complaints »
- Downloads »
- Videos & Photo Gallery »
- Public Domain »
- Youth Corner »

News and Events »

News Heading
'Innovation in Science Pursuit for Inspired Research (INSPIRE)' is an innovative programme sponsored and managed.

What is New »

Important Links

Help Desk

Help Desk
9:00 AM to 6:00 PM
Monday to Friday

Frequently Asked Questions

What is INSPIRE?

What is the purpose / aim / objective of INSPIRE?

Which age group is covered under the INSPIRE Programme / Scheme?

How many components / sub-parts / sub-scheme are there in the INSPIRE Programme?

- INSPIRE Awards
- INSPIRE Internship
- INSPIRE Scholarship
- INSPIRE Fellowship
- INSPIRE Faculty

What is the INSPIRE Award Scheme / Component?

Children / Students in which classes are eligible for INSPIRE Awards?

Are the private schools also eligible to participate in Scheme?

5.4 Search

Click on the **Search** link to know the status of School, District and State registration application.



E-Management of INSPIRE Award Scheme

Eng हिन्दी Home Contact Us FAQs Search

Authorised Login

- National Authority »
- State Authority »
- District Authority »
- School Authority »

Categories

- About INSPIRE Awards »
- Important Communications by DST »
- Suggestions/ Feedbacks/ Complaints »
- Downloads »
- Videos & Photo Gallery »
- Public Domain »
- Youth Corner »

News and Events »

News Heading

'Innovation in Science Pursuit for Inspired Research (INSPIRE)' is an innovative programme sponsored and managed.

What is New »

Important Links

Help Desk

Search application :

Application type

☒ School Authority ☐ District Authority ☐ State Authority

Application number:

OR

E-Mail id:

Search

6. About INSPIRE Awards

Click on **About INSPIRE Awards** link in the Welcome Page to get a brief description about INSPIRE Programme and the INSPIRE Award Scheme.

About INSPIRE

Innovation in Science Pursuit for Inspired Research (INSPIRE) is a National Programme implemented by the Ministry for attraction of talent amongst students to study science and pursue career with research.

The basic objective of the programme is to communicate to the youth of the country the excitement of creative pursuit of science, attract talent to the study of science at an early age and thus build the required critical human resource pool for strengthening and expanding the science and technology system and R&D base.

Innovation in Science Pursuit for Inspired Research (INSPIRE)™ is an innovative programme sponsored and managed by the Department of Science & Technology for attraction of talent to Science. The basic objective of INSPIRE is to communicate to the youth of the country the excitement of creative pursuit of science, attract talent to the study of science at an early age and thus build the required critical human resource pool for strengthening and expanding the Science & Technology system and R&D base.

The programme was launched by the Hon'ble Prime Minister on 13th December 2008. The implementation started during 2009-10.

INSPIRE Programme covers students in the age group 10-32 years, and has five components: INSPIRE Award (for 10-15 age group), INSPIRE Internship at a science camp with opportunity for interaction with global science leaders (for 16-17 age group), INSPIRE Scholarship for Higher Education (SHE) @ Rs 80000/ per year for continuing education at B.Sc. and M.Sc. levels (for 17-22 age group), INSPIRE Fellowship for doctoral research (for 22-27 age group) and INSPIRE faculty for assured career opportunity (for 27-32 age group).

About INSPIRE Awards »

Important Communications by DST »

Suggestions/ Feedbacks/ Complaints »

Downloads »

Videos & Photo Gallery »

Public Domain »

Youth Corner »

News and Events »

News Heading


'Innovation in Science Pursuit for Inspired Research (INSPIRE)' is an innovative programme sponsored and managed.


What is New »

Important Links

Help Desk

Help Desk
9:00 AM to 6:00 PM
Monday to Friday
011-265 90 500



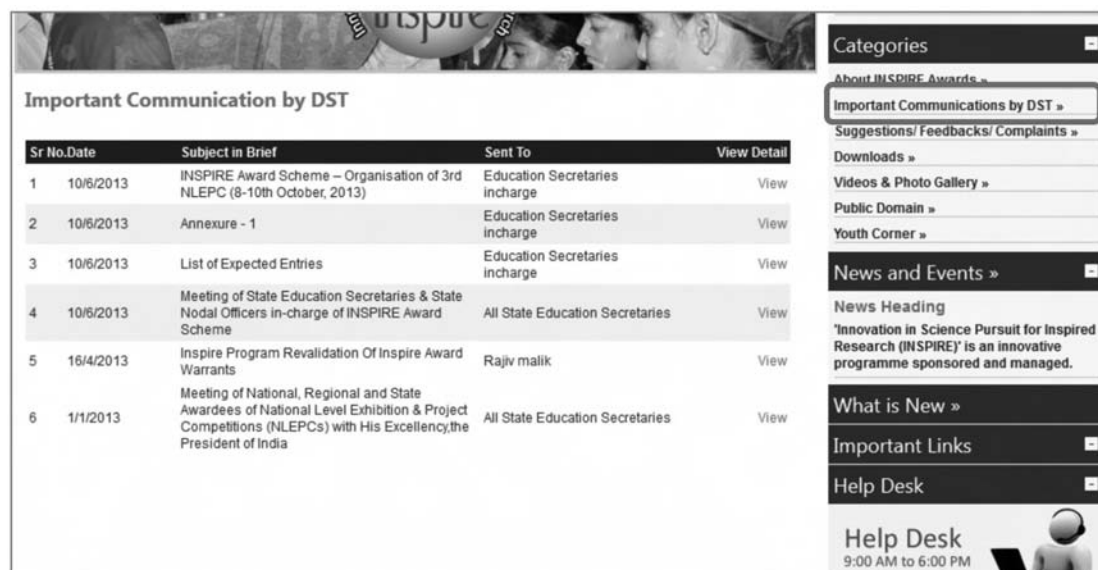


```

graph TD
    A[INSPIRE Scheme] --> B[SEATS Program]
    A --> C[SHE Program]
    A --> D[AORC Program]
    B --> E[INSPIRE Awards]
    B --> F[INSPIRE Internship]
    C --> G[INSPIRE Scholarship]
    D --> H[INSPIRE Fellowship]
    D --> I[INSPIRE Faculty]
  
```


7. Important Communications by DST

Click on the **Important Communications by DST** link to view the important communications made by the Department of Science & Technology from time to time related to INSPIRE Award Scheme, which can be viewed by all application users.



Important Communication by DST

Sr No.	Date	Subject in Brief	Sent To	View Detail
1	10/6/2013	INSPIRE Award Scheme – Organisation of 3rd NLEPC (8-10th October, 2013)	Education Secretaries incharge	View
2	10/6/2013	Annexure - 1	Education Secretaries incharge	View
3	10/6/2013	List of Expected Entries	Education Secretaries incharge	View
4	10/6/2013	Meeting of State Education Secretaries & State Nodal Officers in-charge of INSPIRE Award Scheme	All State Education Secretaries	View
5	16/4/2013	Inspire Program Revalidation Of Inspire Award Warrants	Rajiv malik	View
6	1/1/2013	Meeting of National, Regional and State Awardees of National Level Exhibition & Project Competitions (NLEPCs) with His Excellency, the President of India	All State Education Secretaries	View

Categories

- [About INSPIRE Awards »](#)
- [Important Communications by DST »](#)**
- [Suggestions/ Feedbacks/ Complaints »](#)
- [Downloads »](#)
- [Videos & Photo Gallery »](#)
- [Public Domain »](#)
- [Youth Corner »](#)

News and Events »

News Heading
'Innovation in Science Pursuit for Inspired Research (INSPIRE)' is an innovative programme sponsored and managed.

What is New »

Important Links

Help Desk

Help Desk
9:00 AM to 6:00 PM

8. Suggestions/Feedbacks/Complaints Page

Click on **Suggestions/Feedback/Complaints** link which allows the end users to give valuable suggestions or feedback or drop any complaints which can be looked upon to improve the application and scheme.

Suggestions / Feedback / Complaints

Nature of correspondence *

Name of person *

Mobile number

Email ID*

Subject (Max 20 Words) *

Please give brief details of your complaint / feedback / suggestion (Max 200 Words) *

Enter the Code Displayed Above *:

Note : Code is case sensitive *

Help Desk
9:00 AM to 6:00 PM
Monday to Friday
011-265 90 500

Steps:

1. Select the nature of the correspondence from the dropdown list.
2. Enter Name of person. It is mandatory field of application.
3. Enter valid mobile number of person.
4. Enter Valid Email ID of person. This is mandatory field.
5. Enter Subject. It is mandatory field of application and subject should not more than 20 words.
6. Fill in the relevant details
7. Enter the suggestion/feedback/complaint in not more than 200 words
8. Enter the captcha code
9. Click on **Reset** button for carrying out modifications, if any.
10. Click on **submit** button to forward it to the National Authority.

9. Downloads Page

Click **Downloads** link which allows the application user to download various forms and other material pertaining to INSPIRE Award Scheme.

INSPIRE Downloads

Authority Form

- State Authority Form - [Click to Download](#)
- District Authority Form - [Click to Download](#)

School Form

- School Registration Form - [Click to Download](#)
- Student Nomination Form - [Click to Download](#)

Guidelines & Compendium

- Guidelines - [Click to Download](#)
- Compendium of Projects Exhibited during the 1st NLEPC - Vol I - [Click to Download](#)
- Compendium of Projects Exhibited during the 1st NLEPC - Vol II - [Click to Download](#)
- 2nd National Level Exhibition & Project Competition - Norms for Travel - [Click to Download](#)
- INSPIRE Award Project Competition - Recommendation for National, Regional & State Level INSPIRE Awards - [Click to Download](#)
- State User Manual - [Click to Download](#)
- District User Manual - [Click to Download](#)
- School User Manual - [Click to Download](#)

About INSPIRE Awards »

Important Communications by DST »

Suggestions/Feedbacks/Complaints »

Downloads »

Videos & Photo Gallery »

Public Domain »

Youth Corner »

News and Events »

News Heading

'Innovation in Science Pursuit for Inspired Research (INSPIRE)' is an innovative programme sponsored and managed.

What is New »

Important Links »

Help Desk »

Help Desk
9:00 AM to 6:00 PM
Monday to Friday
011-265 90 500


10. Videos and Photo Gallery Page


Click on **Videos and Photo Gallery** link to view the collection of videos of exhibitions and various functions related to INSPIRE Award Scheme and photographs of INSPIRE Award winners at National/Regional/State Level, etc.


INSPIRE Video/Photo Gallery


INSPIRE Video & Photo gallery, every year 2 lakh school children in the age group of 10 to 15 years i.e. 6th to 10th standard are being identified for the INSPIRE Award, this gallery is a collection of all events images and videos.

Photo Gallery



Event at Rashtrapati Bhavan



NLEPC-1



NLEPC-2



NLEPC-3

Video Gallery


Event at Rashtrapati Bhavan


NLEPC-1


NLEPC-2


NLEPC-3

ABOUT INSPIRE AWARDS »

- Important Communications by DST »
- Suggestions/ Feedbacks/ Complaints »
- Downloads »
- Videos & Photo Gallery »**
- Public Domain »
- Youth Corner »

News and Events »

News Heading
'Innovation in Science Pursuit for Inspired Research (INSPIRE)' is an innovative programme sponsored and managed.


What is New »

Important Links »

Help Desk »

Help Desk

9:00 AM to 6:00 PM
Monday to Friday
011-265 90 500



11. Public Domain

Click on **Public Domain** link to get the up-to-date information on INSPIRE award Scheme like, its implementation status and related activities.

Public Domain

Under this scheme, all recognized schools in the country (whether run by Central Government or State Government or local body or NGOs), including private schools (aided or unaided), having classes 6th to 10th (whether all or some), are eligible to enroll in the scheme and submit nominations of eligible children to DST through their respective District/ State education authority on-line/ off-line. For more details about the scheme click here

Notes

- About INSPIRE Programme

Archives

- Mentors / Jury List for District / State level exhibition
- INSPIRE Awards 2009 - 2010

Status of Awards Sanctioned

1- Awards Sanctioned so far :

State wise awards sanctioned till date, click to view

A) Year wise B) Cumulative

Category wise

A) Year wise B) Cumulative

Class wise

A) Year wise B) Cumulative

2- Funds release to State/UT/Others :

A) Year wise B) Cumulative

3- List of winners of NLEPC's :

Click Here

4- Statewise List of Sanctions and Selected Students :

State wise list of Sanctions and Selected Students

1 State wise list of Sanctions and Selected Students: — Select —

2 State wise list of Sanctions Funds Released for OLEPC's/SLEPC's: — Select —

Funds

- Statewise list of Funds released NLEPC's

About INSPIRE Awards »

Important Communications by DST »

Suggestions/ Feedback/ Complaints »

Downloads »

Videos & Photo Gallery »

Public Domain »

Youth Corner »

News and Events »

News Heading

Innovation in Science Pursuit for Inspired Research (INSPIRE) is an innovative programme sponsored and managed.

What is New »

Important Links

Help Desk

Help Desk


9:00 AM to 6:00 PM
Monday to Friday
011-265 90 500



12. Youth Corner

Click on **Youth corner** link to get the up-to-date information on various activities of INSPIRE Award Scheme, list of winners of NLEPCs and other related activities.

The page will also allow students under INSPIRE application to share posts.



13. Important Links Page

Click on **Important Links** link which allows users to get access to other important links of the Government of India / other agencies.

E-Management of INSPIRE Award Scheme

Eng हिन्दी Home Contact Us FAQs Search

Authorised Login

- National Authority »
- State Authority »
- District Authority »
- School Authority »

Categories

- About INSPIRE Awards »
- Important Communications by DST »
- Suggestions/ Feedbacks/ Complaints »
- Downloads »
- Videos & Photo Gallery »
- Public Domain »
- Youth Corner »

News and Events »

News Heading

'Innovation in Science Pursuit for Inspired Research (INSPIRE)' is an innovative programme sponsored and managed.

What is New »

Important Links

Help Desk

Help Desk
9:00 AM to 6:00 PM
Monday to Friday
011-265 90 500

Inspire is a Nationa

14. Helpdesk

Click on **Helpdesk** link to get the Delhi Based phone number for any support for resolving any technical problem faced by the user.

E-Management of INSPIRE Award Scheme

Eng हिन्दी Home Contact Us FAQs Search

Authorised Login

- National Authority »
- State Authority »
- District Authority »
- School Authority »

Categories

- About INSPIRE Awards »
- Important Communications by DST »
- Suggestions/ Feedbacks/ Complaints »
- Downloads »
- Videos & Photo Gallery »
- Public Domain »
- Youth Corner »

News and Events »

News Heading

'Innovation in Science Pursuit for Inspired Research (INSPIRE)' is an innovative programme sponsored and managed.

What is New »

Important Links

Help Desk

Help Desk
9:00 AM to 6:00 PM
Monday to Friday
011-265 90 500

Government of India
Ministry of Science & Technology
Department of Science & Technology

Inspire is a Nationa

15. State Registration:

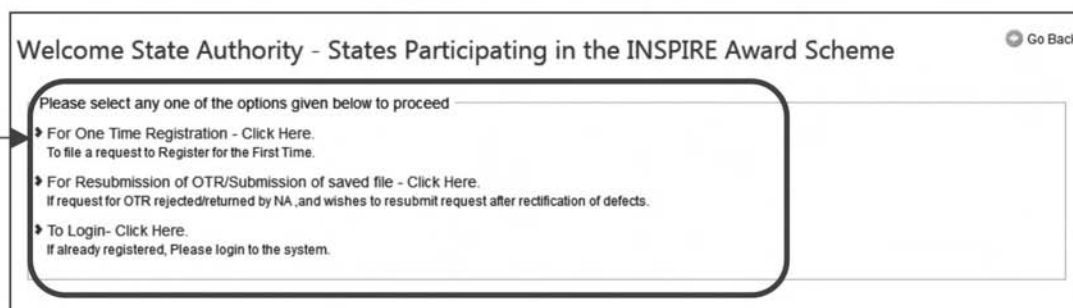
Click on **State Authority** link in welcome page to open the page pertaining to State Authority.



State Authority means the State nodal officer (SNO) incharge of INSPIRE Award Scheme.

On clicking the **State Authority** link, the page opens as below with the following options:

- **One Time Registration under INSPIRE Award Program.**
- **For Resubmission of OTR/Submission of saved file.**
- **Login**



16. One Time Registration of State Authority:

For a State to get registered as **State Authority (SA)** under the E-MIAS, click on the **For One Time Registration** link. The page as below opens with the following options:

- **Online Mode**
- **Offline Mode**

One Time Registration for - State Authority

Go Back

Please select any one of the options given below to fill the form

▶ **ONLINE MODE – Click to Continue**
(If you have internet facility, you can fill the form online directly on INSPIRE website and submit to National authority for approval. Read the instructions carefully before proceeding.)

▶ **OFFLINE MODE – Click to Download/Upload Form**
(For your convenience, you can download the form, fill the form offline, and upload on the INSPIRE website to submit to National authority for approval. Read the instructions carefully before proceeding.)

17. Online Mode State Registration:

If the State authority has internet facility available, **Online Mode of State Registration** can be opted. For this, click **Online Mode** link. The page opens as below. Fill in the relevant details. The fields marked with* are compulsory fields.

Particulars of State Authority (SA): [Go Back](#)

- 1 ➔ Select State / UT *: -- Select --
- 2 ➔ Name of Incumbent SNO *:
- 3 ➔ Incumbent SNO's Official Designation *:
- 4 ➔ Department Name *:
- 5 ➔ Complete Postal Address of SNO *:
- 6 ➔ PIN Code *:
- 7 ➔ Official Phone of SNO *: STD: Phone:
- 8 ➔ Fax Number *: STD: FAX:
- 9 ➔ Mobile Number of SNO *:
- 10 ➔ Official E-mail Id of SNO *:
- 11 ➔ Web Address (if any): (Eg: http://inspire-dst.in)
- 12 ➔ Enter the Code Displayed Above *: **HRQ5R6**

13 ➔ [Save](#)

Fields marked with * are mandatory.

1. **Select State / UT*:** Select the name of the State or Union Territory from the dropdown list.

Particulars of State Authority (SA):

- 1 ➔ Select State / UT *: -- Select --
 Name of Incumbent SNO *:
 Incumbent SNO's Official Designation *:
 Department Name *:
 Complete Postal Address of SNO *:
 PIN Code *:
 Official Phone of SNO *:
 Fax Number *:
 Mobile Number of SNO *:
 Official E-mail Id of SNO *:

Dropdown list contents:
 -- Select --
 Andaman and Nicobar Islands
 Andhra Pradesh
 Arunachal Pradesh
 Assam
 Bihar
 Chandigarh
 Chhattisgarh
 Dadra and Nagar Haveli
 Daman & Diu
 Delhi
 Goa
 Gujarat
 Haryana
 Himachal Pradesh
 Jammu and Kashmir
 Jharkhand
 Karnataka
 Kendriya Vidyalaya Sangathan
 Kerala

2. **Name of Incumbent SNO*:** Enter the name of the State Nodal Officer (SNO) incharge of INSPIRE Award Scheme.
3. **Incumbent SNO's Official Designation*:** Enter the designation of the SNO (eg. Director of school education)
4. **Department Name*:** Enter name of the Department.
5. **Complete Postal Address of SNO*:** Enter complete Postal Address of the SNO office Address.
6. **Pin Code*:** Enter the six digits PIN Code.
7. **Official Phone of SNO*:** Enter Contact number With STD Code. This Contact Number can be used in future communication by School, District and National Authorities.
8. **FAX Number:** Enter Fax number with STD Code of the registering State.
9. **Mobile Number of SNO*:** Enter valid ten digits mobile number of the SNO. E-MIAS Application will generate SMS notifications on this mobile number.
10. **Official E-mail Id of SNO*:** Enter a valid E-Mail address of the SNO. This E-mail will be used for sending User ID and Password as well as other email notification through E-MIAS Application.
11. **Web Address (if any):** Enter valid web address of State Authority, if any.
12. **Enter the Code Displayed Above:** User needs to enter captcha code for security purposes.
13. Click on button **Save** to Save the filled details. The window opens as below. Click **OK** to proceed. Click on **Cancel** to remain on the same page.



The **Application Status** page will open as below.

1. **A unique application number** is generated after successful filling of the state registration form.
2. **View & Edit:** Click on View & Edit button if any modification is needed in the details entered, before forwarding for approval to National Authority.
- 2.1. **Edit Details:** Click **Edit Details**, to modify the details entered.

3. **Forward for Approval:** Click on **Forward for Approval** button to forward the registration application to the National Authority for approval. The window opens as below.



Click **OK** to proceed. Click on **Cancel** to remain on the same page.

The window opens as below.



Once, User click on **OK** button then **Generate Acknowledgment** button gets activated.

4. **Generate Acknowledgement:** Click on **Generate Acknowledgement** button, once your registration application has been forwarded to the National Authority. User can take a printout of the acknowledgment.

Acknowledgement

Date: 26 Sep 2013

Subject: Application for One Time Registration (OTR) as State Authority.

Dear SNO (INSPIRE) TRIPURA

Welcome to INSPIRE Award Scheme of DST.

Thank you for registering with E-Management of INSPIRE Award Scheme. Your application has been forwarded to the National Authority for approval. Please note the registration details for future reference.

Application Code:

Registered State:

Address:

Xxx
Xxxx
XXXXXXXXXX

Once your application is approved by National Authority, your **User ID and Password** for future reference will be generated and mailed to you.

For any queries, please call on telephone number 011-26590500 from 9 a.m. to 5 p.m. on working days (Monday-Friday).

Warm Regards,
INSPIRE Award Team
Department of Science and Technology,
Government of India,
Technology Bhavan,
New Mehrauli Road
New Delhi - 110016 (India)
Phone: 011-26590500
Web: <http://www.inspireawards-dst.gov.in>

An **email notification** is also triggered to the e-mail address provided by the State Nodal Officer, once the registration request is forwarded to National Authority for approval.

inspiremailmanager@gmail.com

4:53 PM (27 minutes ago) ☆

to me ▾

Dear SNO (INSPIRE) Tripura,

Thank you for registering as State Authority under the E-Management of INSPIRE Award scheme.

Your Application has been forwarded to the National Authority for approval.

Your Application Code is : xxxxx

Once your application is approved by National Authority, your User ID and Password for future reference will be generated and mailed to you.

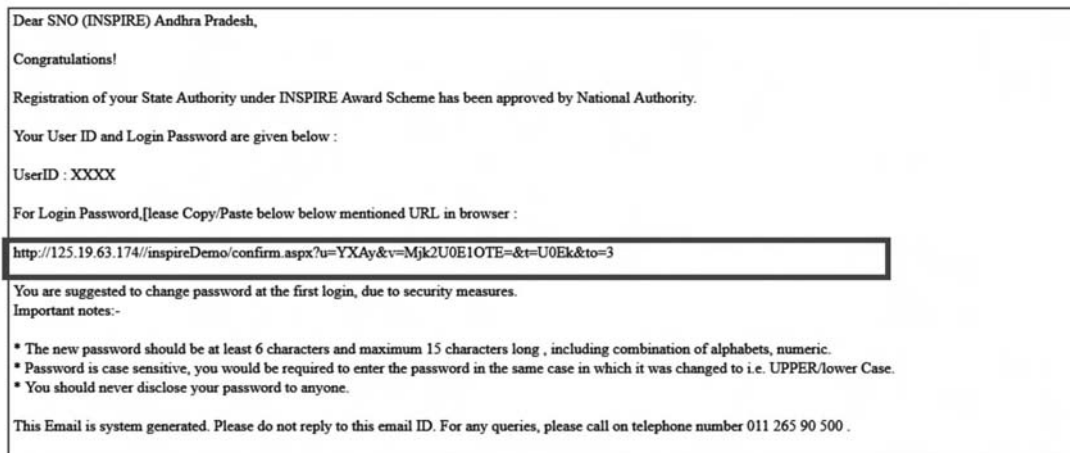
This e-mail is system generated. Please does not reply to this email ID. For any queries, please call on telephone number 011 265 90 500.

Warm Regards
INSPIRE Award Team
Department of Science and Technology,
Government of India,
Technology Bhavan,
New Mehrauli Road
New Delhi - 110016 (India)
Phone: 011-265 90 500
Web: <http://www.inspirawards-dst.gov.in>

The State Authority cannot edit the registration details, once the registration request has been forwarded to National Authority (As modification to details can be requested after registration is approved by NA by clicking the relevant link after login).

Once registration request is accepted by National Authority, an email notification will be sent to the registered email ID of SNO.

By following the steps mentioned in the email a new window opens as below.




Set your password to login:
Please enter the following detail:

User Id *:

Password *:

Re-type password *:

Please enter given code to login*: 

Important Notes:-
* The new password should be at least 6 characters and Maximum 15 characters long, including combination of alphabets, numeric.
* Password is case sensitive, you would be required to enter the password in the same case in which it was changed to i.e. UPPER/lower Case.
* You should never disclose your password to anyone.

The user can set his own **password to login** through the following steps

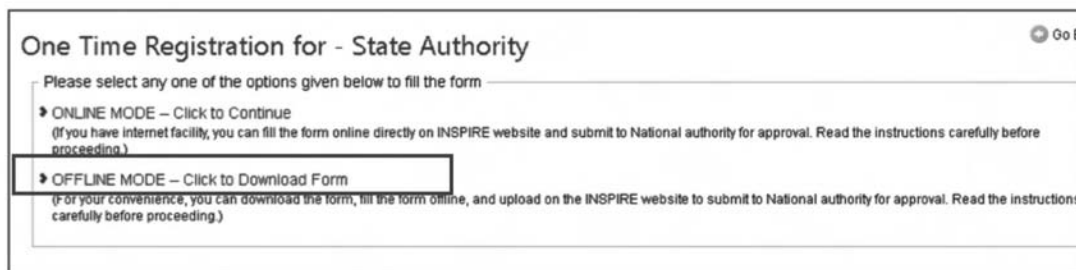
1. **User Id*:** Enter the **USER ID** that you have received in your mail.
2. **Password*:** Enter the **Password** that you want to set in the e-MIAS application.
3. **Retype-password*:** re-enter **Password** as above.
4. **Please enter given code to login*:** Enter the **Captcha** code
5. **Save:** Click **Save** button.

If the above-mentioned steps have been followed correctly, User **ID** and **password** for the SA will be set and the user will be navigated to the **Login Page** of the State Authority.

18. Offline Mode State Registration:

The State Authority has to fill up the registration details OFFLINE to get registered with the E-MIAS, if it doesn't want to fill registration form online.

As most of the SNOs have internet facility, it is recommended that they use online mode, for OTR.



One Time Registration for - State Authority

Please select any one of the options given below to fill the form

- ▶ **ONLINE MODE – Click to Continue**
(If you have internet facility, you can fill the form online directly on INSPIRE website and submit to National authority for approval. Read the instructions carefully before proceeding.)
- ▶ **OFFLINE MODE – Click to Download Form**
(If or your convenience, you can download the form, fill the form offline, and upload on the INSPIRE website to submit to National authority for approval. Read the instructions carefully before proceeding.)

For filling the registration form offline, the user has to select the OFFLINE MODE from the window to download an Excel file. The following window opens.



Permanent Registration Form for New State Authority - OFFLINE MODE

Please download State Registration Excel file for Offline Mode. To download the form, Click here

Please upload State Registration filled application:

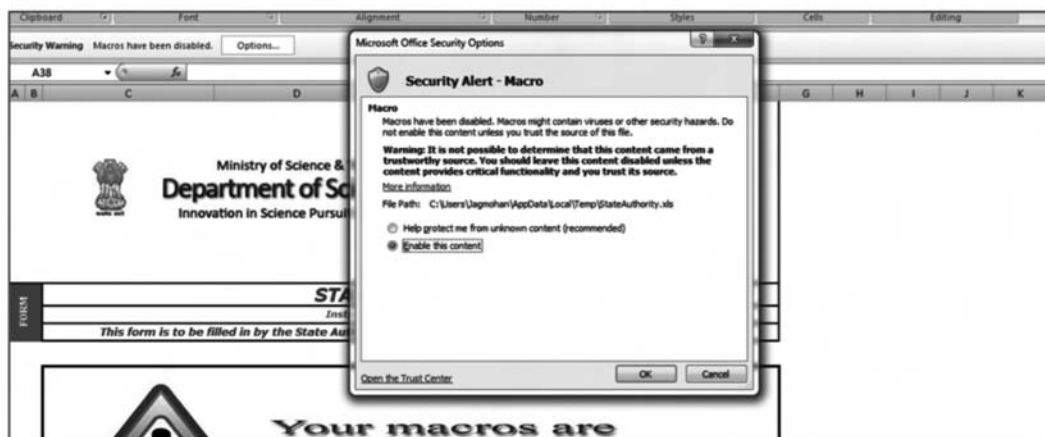
Please upload filled state registration excel file *: No file selected.

Note: Click Browse button to select state registration excel from your system. Click upload button to upload registration file to the server.

1. Click on the link **Please download State Registration Excel file for Offline Mode** to download the excel form. Excel file will open at your desktop.

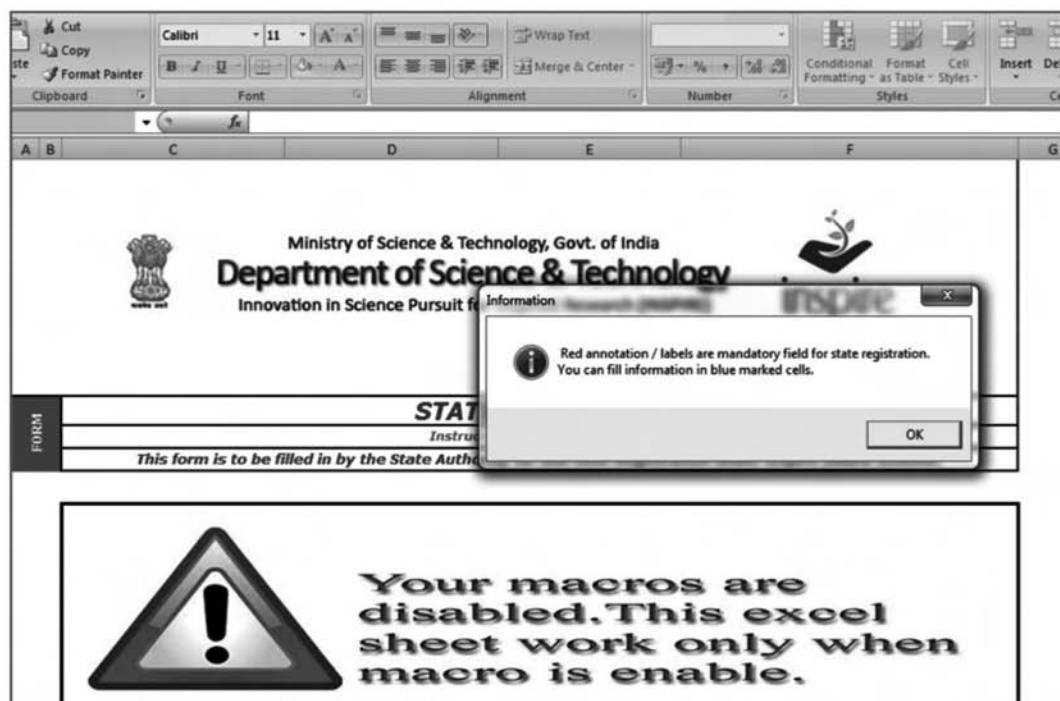


Click on **Option** button in excel file to **Enable Macros** in excel. Below mentioned window will open.



Click radio button of **enable the context** in security alert macros.

Click **OK** button in security alert macros.



Information window will open after macros are enabled.

STATE AUTHORITY			
INSPIRE AWARD SCHEME			
Permanent Registration Form (to be filled in by the participating Schools for one time Registration under the)			
(Also see attached instructions)			
PARTICULARS OF STATE AUTHORITY	State/UT	Incumbent SNO's Official Designation *	Department Name
	<input type="text"/>	<input type="text"/>	<input type="text"/>
	Pin code	Official E-mail Id of SNO *	Web Address
	<input type="text"/>	<input type="text"/>	<input type="text"/>
	Official Phone of SNO *		Fax Number
	Std Code	Contact No.	Std(Fax)
	<input type="text"/>	<input type="text"/>	<input type="text"/>
	Name of Incumbent SNO *		Mobile Number of SNO *
	<input type="text"/>		<input type="text"/>
	<input type="text"/>		<input type="text"/>

1. Select State / UT*: User can select State Name from dropdown list. System already contains list of available states and Union Territories. It is compulsory field of application.

2. Incumbent SNO's Official Designation*: Enter the designation of the SNO.

3. **Department Name*:** Enter name of the Department.
4. **Complete Postal Address of SNO*:** Enter complete Postal Address of the registering State Nodal Officer.
5. **Pin Code*:** Enter the six digits PIN Code.
6. **Official Phone of SNO*:** Enter Contact number With STD Code. This Contact Number can be used in future communication by School, District and National Authorities.
7. **FAX Number:** Enter Fax number with STD Code of the registering State.
8. **Mobile Number of SNO*:** Enter valid ten digits mobile number of the SNO. E-MIAS Application will generate SMS notifications on this mobile number.
9. **Official E-mail Id of SNO*:** Enter a valid E-Mail address of the SNO. This E-mail will be used for Email notification through E-MIAS Application.
10. **Web Address (if any):** Enter valid web address of State Authority, if any.
11. **Name of Incumbent SNO*:** Enter Name of the incumbent of SNO.
12. Click on **validate** button to check the information provided. Application will prompt the user, if any relevant information is missing.
13. **Save** the excel file in the desired location in your system. Now the user can upload the excel file.



Permanent Registration Form for New State Authority - OFFLINE MODE

Please download State Registration Excel file for Offline Mode. To download the form, [Click here](#)

Please upload State Registration filled application :

Please upload filled state registration excel file *:

No file selected.

Note: Click Browse button to select state registration excel from your system. Click upload button to upload registration file to the server.

For uploading the excel file, the user has to follow the same instruction of **offline mode** where user had downloaded the excel file. **The same page has option to upload also as shown above.**

1. Click on **Browse** to select the location where the excel file is saved.
2. Click on **Upload Button** to save excel file.
3. Application will generate message **Excel uploaded successfully**. Then the button **Forward for Approval** gets enabled.
4. Now the user can click **Forward for Approval** button to forward the registration application to National Authority. Now **Generate Acknowledgement** button gets activated.
5. **Generate Acknowledgement:** Click on **Generate Acknowledgement** button, once your registration application has been forwarded to the National Authority. User can take a printout of the acknowledgment.

Acknowledgement

Date: 26 Sep 2013

Subject: Application for One Time Registration (OTR) as State Authority.

Dear SNO (INSPIRE) TRIPURA

Welcome to INSPIRE Award Scheme of DST.

Thank you for registering with E-Management of INSPIRE Award Scheme. Your application has been forwarded to the National Authority for approval. Please note the registration details for future reference.

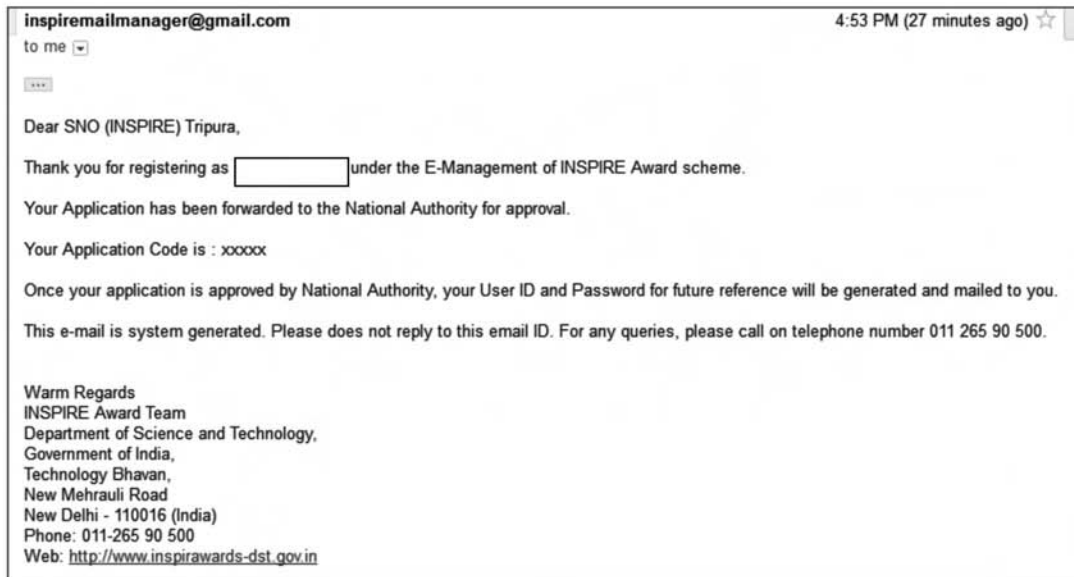
Application Code:	Xxx
Registered State:	Xxxx
Address:	XXXXXXXXXX

Once your application is approved by National Authority, your **User ID and Password** for future reference will be generated and mailed to you.

For any queries, please call on telephone number 011-26590500 from 9 a.m. to 5 p.m. on working days (Monday-Friday).

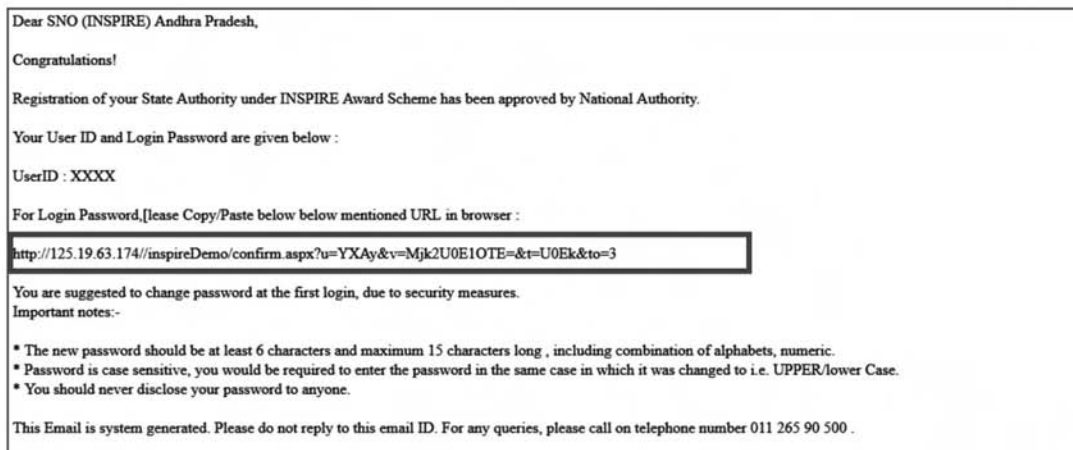
Warm Regards,
INSPIRE Award Team
Department of Science and Technology,
Government of India,
Technology Bhavan,
New Mehrauli Road
New Delhi - 110016 (India)
Phone: 011-26590500
Web: <http://www.inspireawards-dst.gov.in>

An **email notification** is also triggered to the e-mail address provided by the State Authority, once the registration request is forwarded to National Authority for approval.



The State Authority cannot edit the registration details. Once, the registration request has been forwarded to National Authority,(however after approval of registration, SNO can modify the details by clicks the relevant link after login).

Once registration request is accepted by National Authority, an email notification will be sent to the registered email ID.




By following the steps mentioned in the email a new window opens as below.

Set your password to login:
Please enter the following detail:

User Id*:

Password*:

Re-type password*:

Please enter given code to login*: 

Important Notes:-
* The new password should be at least 6 characters and Maximum 15 characters long, including combination of alphabets, numeric.
* Password is case sensitive, you would be required to enter the password in the same case in which it was changed to i.e. UPPER/lower Case.
* You should never disclose your password to anyone.

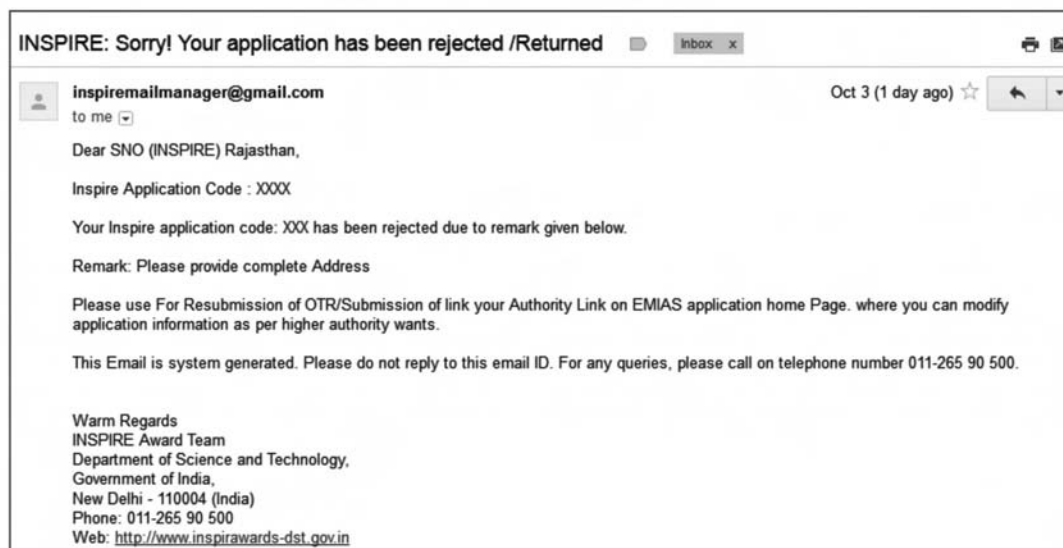
The user can set password to login through the following steps

6. **User Id*:** Enter your that you have received in your mail.
7. **Password*:** Enter your that you wants to set in the e-MIAS application.
8. **Retype-password*:** re-enter as above.
9. **Please enter given code to login*:** Enter the code
10. **Save :** Click button.

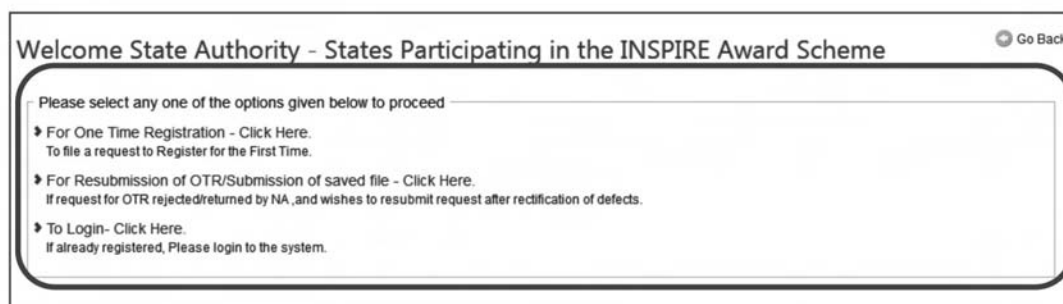
If the above-mentioned steps have been followed correctly, **User ID** and **password** for the SA will be set and the user will be navigated to the **Login Page** of the State Authority.

19. For Resubmission of OTR/Submission of saved file:

If the State registration application is returned by the National authority for modification, The State will get mail regarding the Modification of application on its registered e-mail id.



User can resubmit application for OTR / Submission of saved file



For modification to one time registration state should follow these Steps:

1. Click on the State authority.
2. Click on the link **For Resubmission of OTR / Submission of saved file.**

Search application : for State Authority

Application type

☐ School Authority ☐ District Authority ☒ State Authority

Application number:

OR

E-Mail Id:

- Click on the radio button **State Authority.**
- Enter the **Application Number** or **Email-id.**
- Click **Search** button.

Search application :

Application type

☐ Register School ☐ District Authority ☒ State Authority

Application number:

OR

E-Mail Id:

Search Result :

State Name	Person Name	Registration Date
Haryana	Birbal Tahim	22/08/2013

Under the Search result Click on the Sate under **State Name** for modification of state application. Double click on **State Name.**

Particulars of State Authority:		Edit Detail
State name	Chandigarh	
Designation	Project Manager	
Department name	I L F S	
Postal address	Mumbai	
Pin code	123123	
Contact number	-	
Fax	-	
Mobile no.	1231231231	
E-Mail	joy.smith_2203@yahoo.co.in	
Web address		
Incumbent name	Jagmohan Baswal	
Incumbent mobile	1231231231	
Application code	SA38	

Inspire is a National Programme launched by the Ministry of Science and Technology for attraction of talent to study Scie

6. **Edit** the details and click **Forward for Approval**.
7. For editing purpose pl refer **Editing Portion** under the **Online Mode State Registration**.
8. Remaining process will be same as explained in **Online State Registration**.

20. State Login

The State Authority can Login by entering the unique **User Name** and **Password** after registration of the SA has been approved by the National Authority.

Click **To Login-Click Here** to open the Login page.

Welcome State Authority - States Participating in the INSPIRE Award Scheme [Go Back](#)


Please select any one of the options given below to proceed

- For One Time Registration - Click Here.
To file a request to Register for the First Time.
- For Resubmission of OTR/Submission of saved file - Click Here.
If request for OTR rejected/returned by NA, and wishes to resubmit request after rectification of defects.
- To Login- Click Here.
If already registered, Please login to the system.

To login, please enter:

User Name:

1 ➔ Password:

2 ➔ Please enter below code to login:


3 ➔ 5

4 ➔ [Forgot Password](#) | [New User? Register](#)

6 ➔

1. **User Name:** Enter the **User Name** received through the registered e-mail.
2. **Password:** Enter the **Password** that the user has set himself as per the instructions in the email from NA after OTR.
3. **Captcha code:** User needs to enter captcha code for security purposes.
4. **Login:** Click **Login** button to proceed further.
5. **Refresh:** Click **Refresh** button to change captcha code

21. Forgot Password

6. **Forgot Password:** Click **Forgot password** link, to get a new password if the user has forgotten the old password.



The screenshot shows a web form for retrieving a password. It is titled "To retrieve your password, please enter:". Below the title is a text input field labeled "Application ID". Below the input field is a button labeled "GetPassword". A large arrow labeled "1" points to the entire form area. A smaller arrow labeled "2" points specifically to the "GetPassword" button.

Enter application ID provided by application at the time registration.

Click on the **Get Password** button, application will send a mail to the registered email.




The State Dashboard window opens as below on successful login.

22. State Authority Dashboard

Welcome State Authority (State Nodal Officers) INSPIRE participating in the INSPIRE Award Scheme





Under this scheme, all recognized schools in the country (whether run by Central Government or State Government or local body or NGOs), including private schools (aided or unaided), having classes 6th to 10th (whether all or some), are eligible to enroll in the scheme and submit nominations of eligible children to DST through their respective District/ State education authority on-line/ off-line. For more details about the scheme click [here](#)

Authorities»








Register DAs View Registered DAs View Registered Schools

Award and Exhibition »











Approve Nominations / Forward to NA Forward Exhibition Fund Proposals to NA View Awards Sanctioned by NA View Exhibition Funds Sanctioned by NA

View Exhibition fund proposals for forwarded to NA View Award Proposals forwarded to NA View Exhibition fund Proposals from DAs

MIS and Miscellaneous »

View / Generate MIS Send Communication to Schools / DAs / NA View Communication from DAs / NA Forward SRs / UCs to NA View SRs / UCs

23. Authorities

Under the **Authorities** three icons the following three icons are available.

- Register DAs.
- View Registered DAs.
- View Registered Schools

Authorities»





Register DAs View Registered DAs View Registered Schools

24. Register DAs

Register DA: Click on the icon **Register DAs**. A page opens as below with three tabs:

1. **DA Registration request's Pending** 2. **Unregistered DAs** 3. **Registered DAs**.



25. DA Registration request's Pending

- Click on **DA Registration request's Pending**
- List of District Authorities who have forwarded registration applications for approval to SA.

DA Registration request's Pending Unregistered DAs Registered DAs Go Back					
List of DA Registration request's Pending :					
District name	Official Designation of DNO	Department name	Name of Present Incumbent DNO	Applied date	Approved date
Lakshadweep	Project Manager	ILFS	Jagmohan Baswal	Sep 25, 2013	View

- Click on **View** button of the **District** to Select. A page opens as below.

Details of district - Sangrur
Particulars Of District Authority:
Application code: DA23
Incumbent name: Birba Tahim
Designation: Da
Dept. name: Education
Address: Dhuri
Phone: -
Fax: -
Incumbent mobile: 9446660020
E-Mail: vveer786@gmail.com
Web address: -
Revenue District: Sangrur
Education District: Sangrur
Remarks: -

Detail Of INSPIRE Awards Sanctioned Earlier To The School Under Jurisdiction Of DA:
No detail found.

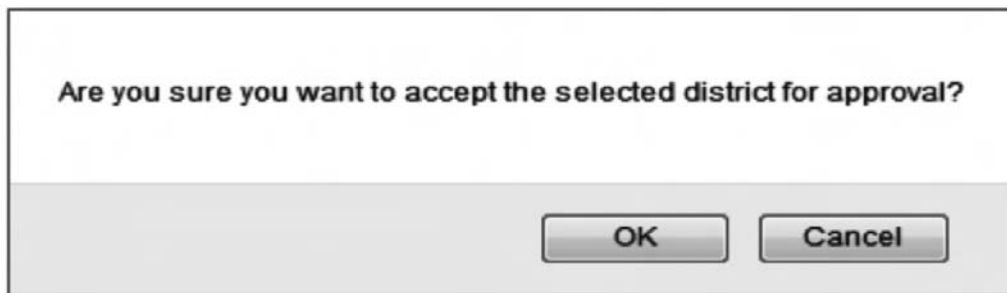
A Brief About The District:
No detail found.

Detail Of Bank Account Specifically Opened For Receiving Funds For Conduct Of Exhibition:
No detail found.

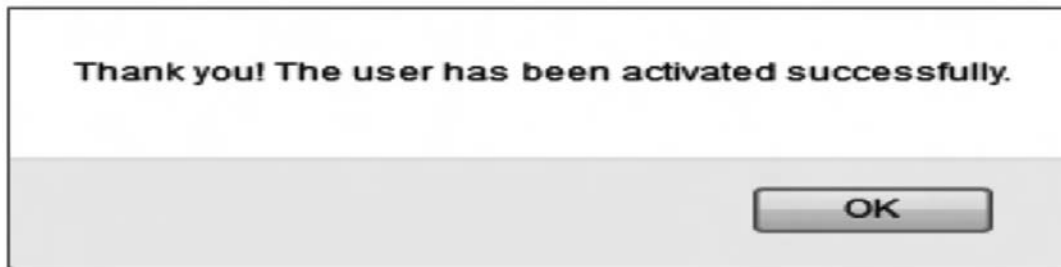
3 → [Approve](#) [Return for Modification \(Reformulation\)](#) [View History](#) ← 5

4

2. If you are satisfied with the correctness and genuineness of details and identify of DA, Click on the **Approve** button to approve the Application.



3. Window appears for Confirmation. Click OK.



Now district is activated into the application.

4. Click on **Return for Modification** if SA wants the application to be returned to DA for modifications.
5. Click **View History** to view the history of district authority movement in the application.

26. Unregistered DAs:

To view the list of Districts in the State which are yet to be registered for E-MIAS, click on the tab **Unregistered DAs**

District Name	Register
Dibang Valley	Register
East Kameng	Register
East Siang	Register
Kurung Kumey	Register
Lohit	Register
Lower Dibang Valley	Register
Lower Subansiri	Register
Papum Pare	Register
Tawang	Register
Tirap	Register
Upper Siang	Register
Upper Subansiri	Register
West Kameng	Register
West Siang	Register

1. Click on **Register** button to fill registration application on behalf of a particular District, click the icon do suo-moto registration of any DA under **Unregistered Das** tab.

It is suggested that DAs should be encouraged to themselves fill application for OTR and send to SA for Approval. Suo-moto registration should be resorted to only as a last resort.

Please refer District User Manual for Suo moto district registration in online district registration section.

27. Registered DAs:



View Registered DAs: Under **View Registered DAs** option, the list of all registered District Authorities will be available.

- To view the list of all the registered DAs in the State, click on the tab **Registered DAs**
- To view the details of a particular DA, click on **view** button against the name of the District.

Registered DAs Go Back					
List of Registered District Authorities (DA):					
District name	Official Designation of DNO	Department name	Name of Present Incumbent DNO	Applied date	Approved date
Lakshadweep	Project Manager	ILFS	Jagmohan Baswal	Sep 25, 2013	Sep 25, 2013
					View


Once view button will click, new window will come.

Registered DAs Go Back	
Details of district - Anjaw	
Particulars Of District Authority: Application code: DA1 Name of Present Incumbent DNO: Deepak Kumar official designation of DNO: Manager Department name: Education Complete Postal Address of DNO: Test Official Phone of DNO: - Fax: - Mobile no of DNO: 3435435453 Official E-Mail of DNO: vipin.yadav@ifstechnologies.com Web address, if any: Revenue District : Anjaw Education District : Anjab Remarks : Activated	A Brief About The District: No detail found. Detail Of Bank Account Specifically Opened For Receiving Funds For Conduct Of Exhibition: No detail found.
Detail Of INSPIRE Awards Sanctioned Earlier To The School Under Jurisdiction Of DA: No detail found.	
View History	

- Click **Goback** to Return to the Dashboard Page of the SA.

28. View Registered Schools:

Under the **View Registered Schools** icon, the user will be shown the list of schools with their registration status as:



Click **View Registered Schools**.

The user will be navigated to the list of all the Districts within the state with its respective registration Status.

SNO	District Name	Registered School Count	School Registration Request Pending with DAs	Unregister Schools	View Detail
1	Dhalai	0	0	0	View
2	North Tripura	1	0	0	View
3	South Tripura	0	0	0	View
4	West Tripura	0	0	0	View
Total		1	0	0	

This list gives brief overview of school registration status in the respective district in the state.

- **Registered School Count:** Shows number of registered school count district wise.
- **School registration Request Pending with DAs:** shows number of school registration requesting pending with district authorities.
- **Unregister Schools:** shows number of unregistered school counts district wise as per available records with department.

Click **view** button to get further information

Registered Schools School Registration Request Pending with DA Unregistered Schools Go Back									
List of schools Registered by DA:									
State Name	District	Sub-District	School Name	Contact Person	Communication Address	Mobile	Phone	Email	
Punjab	Amritsar	Amritsar	Govt Middle School Kaunke Distt Amritsar	Manjit Kaur	Vill Kaunke, Po Attari, Distt Amritsar	9781394681	0183-2382527	gmskaunkeasr@gmail.com	View
Punjab	Amritsar	Ajnala	Ghs Jasraur	S. Balwinder Singh	Ghs Jasraur, Tehs. Ajnala, Distt. Amritsar	9781403015	01858-252018	ghsjasraurasr@gmail.com	View
Punjab	Amritsar	Ajnala	Ghs Mallu Nangal	Smt. Sharnjit Kaur	V.p.o- Mallu Nangal teh. Ajnala distt. Amritsar	9779595465	-	ghsmallunangalasr@gmail.com	View
Punjab	Amritsar	Ajnala	Raj Memorial Sch, Ajnala, Amritsar	Jasbir Kaur Mahal	Near Old Grain Market Ajnala	9815633903	01858-500015	raj.memorial.school@gmail.com	View
Punjab	Amritsar	Amritsar- II	Gms Kotli Dholesha-143501	Satnam Singh	V.p.o Kotli Dhole Shah, amritsar, adda Jantipur(punjab)	9814257007	-	gmskotlidholeshasr@gmail.com	View
Punjab	Amritsar	Baba Bakala	Ghs Cheema Bath	Navtej Kaur	V.p.o. Cheema Bath	9814316119	-	ghscheemaasr@gmail.com	View

Click **Registered Schools** tab to get registered school list.

Click **School Registration request pending with DA** tab to get school registration request pending with DA list.

Click **Unregister School** tab to get the list of unregistered schools in a District as per records available with the Department.

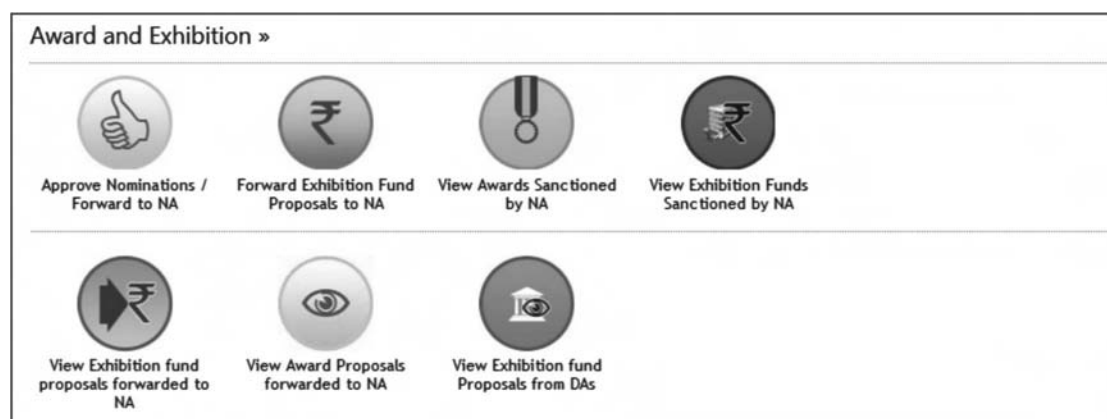
Registered Schools School Registration Request Pending with DA Unregistered Schools Go Back			
List of UnRegistered Schools:			
State Name	District	Sub-District	School Name
Punjab	Amritsar	Amritsar- II	GSSS AJAIBWALI
Punjab	Amritsar	Ajnala	GSSS AJNALA (BOYS)
Punjab	Amritsar	Ajnala	GSSS AJNALA (GIRLS)
Punjab	Amritsar	Baba Bakala	GSSS AKALGARH DHAPAIAN
Punjab	Amritsar	Amritsar- II	GSSS ATTARI (BOYS)
Punjab	Amritsar	Amritsar- II	GSSS BACHIWIND
Punjab	Amritsar	Amritsar- II	GSSS BAL KALAN
Punjab	Amritsar	Amritsar- I	GSSS BANDALA
Punjab	Amritsar	Amritsar- I	GSSS BASARKE GILLAN
Punjab	Amritsar	Baba Bakala	GSSS BEAS
Punjab	Amritsar	Amritsar- I	GSSS BHAKNA KALAN (Boys)
Punjab	Amritsar	Amritsar- I	GSSS BHAKNA (Girls)
Punjab	Amritsar	Amritsar- II	GSSS BHANGALI
Punjab	Amritsar	Ajnala	GSSS BHINDI SAIDAN
Punjab	Amritsar	Amritsar- I	GSSS BOHRU
Punjab	Amritsar	Baba Bakala	GSSS BUTALA (GIRLS)
Punjab	Amritsar	Baba Bakala	GSSS BUTALA (BOYS)
Punjab	Amritsar	Ajnala	GSSS CHAMYARI
Punjab	Amritsar	Amritsar- II	GSSS CHABBA
Punjab	Amritsar	Amritsar- II	GSSS CHAWINDA DEVI

- Click **Goback** to Return to the Dashboard Page of the SA.

29. Awards and Exhibitions:

Under **Awards and Exhibitions** the following four icons are available.


- Approve Nominations / Forward to NA
- Forward Exhibition Fund Proposals to NA.
- View Awards Sanctioned by NA.
- View Exhibition Funds proposals Sanctioned by NA



30. Approve Nominations/Forward to NA:

Under the icon **Approve Nominations/Forward to NA**, the SA can view the list of schools with details of students nominated for INSPIRE Awards by the schools and forwarded by DAs. SA can either approve the nominations and forward it to NA or return them to DA for modification/revision.

Click on the icon **Approve Nominations/Forward to NA**.



1. The page opens with the tabs:

1. Nomination Pending for Approval 2. Approved Nomination 3. Returned for Modification

2. Click on the **Nomination Pending for Approval** tab. List of Nominated Students to be approved by SA can be viewed.

List of unapproved applications						
District	School	Sub District	Nominated Students		Nomination Date	Detail
<input type="checkbox"/> Sangrur	<input type="checkbox"/> GHS BARDWAL	Dhuri	5	-	17 Jun 2013	View
<input type="button" value="AcceptApplication"/> <input type="button" value="Revise Application"/>						

3. Select the District by clicking in the box and click **View** to open the details of the District with the list of Nominated Students.

4. Click **Accept Application** to approve the nominations. These nominations will get forwarded to National Authority.

All Approved Applications will be shown under **Approved Nomination** tab.

Application Detail:
 Application number: 884-60
 Applied on: Jun 18, 2013
 Applied for plan year: June , 2013-14

School Detail:
 Class in school: 1st to 12th
 School name: GHS BARDWAL
 PRNSL number: APP28123284/DHUR/28
 School address: Main Market Dhuri,
 Head person: Birbal Tahim
 Phone: -
 Fax: -
 Email: birbal.tahim@gmail.com

List of Nominated Students:

Student Name	Class	Gender	UID No.	Category	Priority	
Rahul	6	M	567865435678	OBC	1	View
Shail	7	M	786543627278	OBC	2	View
Mohtash	8	M	543872287387	Gen	3	View
Seema	9	M	462767326836	Gen	4	View
Navkiran	10	M	437473643876	Gen	5	View

Application Detail:
 Application number: 884-60
 Applied on: Jun 18, 2013
 Applied for plan year: June , 2013-14

School Detail:
 Class in school: 1st to 12th
 School name: GHS BARDWAL
 PRNSL number: APP28123284/DHUR/28
 School address: Main Market Dhuri,
 Head person: Birbal Tahim
 Phone: -
 Fax: -
 Email: birbal.tahim@gmail.com

List of Nominated Students:

Student Name	Class	Gender	UID No.	Category	Priority	
Rahul	6	M	567865435678	OBC	1	View
Shail	7	M	786543627278	OBC	2	View
Mohtash	8	M	543872287387	Gen	3	View
Seema	9	M	462767326836	Gen	4	View
Navkiran	10	M	437473643876	Gen	5	View

Click on **Revise Application** to revise the nomination application. All revised applications will be shown under **Returned for Modification** Tab.

Click **Edit Priority**, if SA wants to change the priority of nominations of the students. This should be done only, if there are valid reasons to do so.

5. After making the desired changes in the priority, click **Save** to save the changes.

6. Click **Cancel** to discard the changes.
7. List of Nominations approved by the SA will Be Shown under **Approved** Tab.

List of student nominated for the 2013-14 and recommend by DAs:

Nomination Pending for Approval **Approved Nomination** Returned for Modification [Go Back](#)

List of approved applications

District	School	Sub District	Nominated Students		Nomination Date	Detail
Anjaw						
	Ap Public School	Anjaw	5	-	09 Jul 2013	View
	Dps Public School	Anjaw	5	-	18 Jul 2013	View
	Bank Detail School	Anjaw	5	-	13 Aug 2013	View
	SCHOOL	Anjaw	3	-	14 Aug 2013	View

Click on the **View** button against the District name to see the details of approved nominations of a particular DA.

List of approved applications

District	School	Sub District	Nominated Students		Nomination Date	Detail
Jalandhar						
	Divya Jyoti Public High S	Shahkot	5	-	16 May 2013	View
	Jawahar Navodaya Vidyalay	Shahkot	5	-	16 May 2013	View
Amritsar						
	Ryan International	Amritsar	1	-	16 May 2013	View

8. All Revised Application Will Be Shown Under **Returned for modification** tab.

List of student nominated for the 2013-14 and recommend by DAs:

Nomination Pending for Approval Approved Nomination **Returned for Modification** [Go Back](#)

List of returned for modification applications

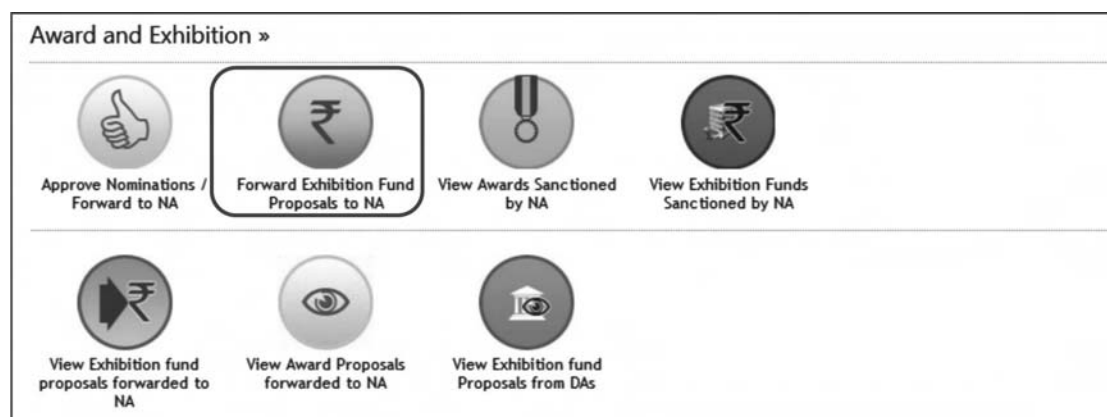
District	School	Sub District	Nominated Students		Nomination Date	Detail
No Record Found.						

- Click **Go Back** to Return to the Dashboard Page of the SA.

31. Forward Exhibition Fund Proposal to NA

Under forward exhibition fund proposal user can send fund proposal NA.

- Click on the icon **Forward Exhibition Fund Proposal to NA.** The user will be navigated to the fund Proposal Form.



Format for submitting proposals by State Authority (SNO I/C of INSPIRE) to National Authority (DST) for Sanction/Release of funds for DLEPCs/SLEPCs/Participation of Selected Awardees of SLEPCs in NLEPC

Note: After the submission of all details electronically, take a print out and send a signed copy (countersigned by Education Secretary I/C: INSPIRE) to DST by Speed Post in the Name Cover of Under Secretary(INSPIRE), Dept. of Science & Technology, Technology Bhawan, New Mehrauli Road, New Delhi-110016.

Check Guidelines before filling this form.

PART -A: To be filled in by the State Authority (State Nodal Officer I/C INSPIRE)

Name of State/UT: **Bihar** Date of submitting proposal: **30/03/2013** Number of awards sanctioned so far: **48171**

Sl.No.	Particulars	Fill details in relevant columns, as required as applicable (Number/Amount)			
		DLEPCs	SLEPCs	NLEPCs	Total
1	No. of Awardees who are required to participate in DLEPC/SLEPC/NLEPC (number) [see Norms 1]	48171	4817	240	53228
2	No. of Awardees who have already participated (numbers)				
3	Balance Awardees who are yet to participate (numbers) [1-2]				
4	Funds released by DST till date for DLEPC/SLEPC /NLEPC (Amount in Rs.)	0	24876758	748000	25622758
5	Out of 4 above, fund actually utilized for (Amount in Rupees)				
6	Amount for which UCs already sent to DST (Click here to submit details of UCs already sent to DST)	0	0	0	0
7	Balance for which UCs yet to be sent [5-6]				
8	Balance funds available (Amount in Rupees) [4-5]				
9	Interest Earned, if any, on funds released by DST (Amount in Rs.)				
10	Total funds available (Amount in Rs.) [8+9]				
11	Total Funds required for conduct of next round(s) of Competitions for awardees, mentioned in Col 3 above, as per norms of the Scheme [see Norms below] (Amount in Rs.)				
12	Additional Funds required keeping in view the balance available as per Col. 9 above (Amount in Rs.) [11-10]				
13	No. of DLEPCs/SLEPC proposed for next Round of Competitions (numbers)				
14	Tentative Date for next round of Competitions/ Month & Year proposed for next round of Competitions				

Save & Next >>

- Click on **Check Guidelines before filling the form** and carefully go through the norms for conducting of the DLEPCs/SLEPCs/NLEPCs.

Check Guidelines before filling this form.

1 Norms for Participation in Competitions at different levels

1.1 100% of Awardees to participate in DLEPCs, Separate DLEPC to be organised for a group of 250 to 500 awardees (on different dates). In case of small number of awardees participating the State/UT may organise single DLEPC/SLEPC.

1.2 5% to 10% of selected Awardees of DLEPCs to participate in SLEPCs (generally to be calculated at average figure of 7.5%), subject to a minimum of 5. Separate SLEPCs to be organised for a group of 500 to 1000 selected awardees of DLEPCs (on different dates).

1.3 5% of selected Awardees of SLEPCs (subject to a minimum of 5 from any State/UT) to participate in NLEPC

2 Norms for fund release.

2.1 @Rs.2000 per awardee, subject to a minimum of Rs.2 lakh and maximum of Rs.10 lakh per DLEPC or the amount sought by State based on estimated/actual expenditure, whichever is less.

2.2 @Rs.2500 per awardee participating in SLEPC subject to a minimum of Rs.4 lakh and maximum of Rs.20 lakh per SLEPC or the amount sought by state/based on estimated / actual expenditure, whichever is less.

2.3 For NLEPC as per norms notified by DST from time to time.

Fill in the relevant fields carefully. The fields shown in shade are auto-calculated fields and need not be filled in by the user.

Format for submitting proposals by State Authority (SNO/IC of INSPIRE) to National Authority (DST) for sanction/Release of funds for DLEPCs/SLEPCs/Participation of selected Awardees of SLEPCs in NLEPC

Note: After the submission of all details electronically, take a print out and send a signed copy (countersigned by Education Secretary/IC: INSPIRE) to DST by Speed Post in the Name Cover of Under Secretary (INSPIRE), Dept. of Science & Technology, Technology Bhawan, New Mehrauli Road, New Delhi-110016.

Check Guidelines before filling this form.

PART -A: To be filled in by the State Authority (State Nodal Officer/IC INSPIRE)

Name of State/UT: **Bihar** Date of submitting proposal: **30/09/2013** Number of awards sanctioned so far: **48171**

SL.No.	Particulars	Fill details in relevant columns as required/as applicable (Number/Amount)			
		DLEPCs	SLEPCs	NLEPCs	Total
1	No. of Awardees who are required to participate in DLEPC/SLEPC/NLEPC (number) [see Norms]	48171	4817	240	53228
2	No. of Awardees who have already participated (numbers)				
3	Balance Awardees who are yet to participate (numbers) [1-2]				
4	Funds released by DST till date for DLEPC/SLEPC/NLEPC (Amount in Rs.)	0	24876758	748000	25622758
5	Out of 4 above, fund actually utilized for (Amount in Rupees)				
6	Amount for which UCs already sent to DST (Click here to submit details of UCs already sent to DST)	0	0	0	0
7	Balance for which UCs yet to be sent [5-6]				
8	Balance funds available (Amount in Rupees) [4-5]				
9	Interest Earned, if any, on funds released by DST (Amount in Rs.)				
10	Total funds available (Amount in Rs.) [8+9]				
11	Total Funds required for conduct of next round(s) of Competitions for awardees, mentioned in Col 3 above, as per norms of the Scheme [see Norms 2 below] (Amount in Rs.)				
12	Additional Funds required keeping in view the balance available as per Col. 9 above (Amount in Rs.) [11-10]				
13	No. of DLEPCs/SLEPC proposed for next Round of Competitions (numbers)				
14	Tentative Date for next round of Competitions/ Month & Year proposed for next round of Competitions				

Save & Next >>

Fund Proposal Form Details:

No. of awards sanctioned so far: Application will provide no of awards sanctioned so far for the state.

Name of State/UT: This is auto generated field of application.

Date of Submitting proposal: This is auto generated field of application.

1. Fill in the number of INSPIRE Awardees required to participate in the respective DLEPCs/SLEPCs/NLEPCs as per the norms.
2. Fill in the number of INSPIRE Awardees who have participated in the respective DLEPCs/SLEPCs/NLEPCs till date.
3. Balance Awardees who are yet to participate (1-2): will get filled in automatically.
4. Enter the total amount of funds released by DST till Date for conducting DLEPCs/SLEPCs.

5. Enter the amount of fund actually utilized against the funds released for conducting DLEPCs/SLEPCs / participating in NLEPCs
6. Enter Amount for which UCs already sent to DST
 - 6.1. Click on the Submit **Details of UCs Already Sent to DST** hyperlink for submit details of Utilization Certificate (UC) Sent to DST.

Enter UCs Detail:

UC Date(MM/DD/YYYY)	Reference Number	Total Amount			Add Details
		DLEPC	SLEPC	NLEPC	
<input type="text"/>	<input type="text"/>	<input type="text"/>	<input type="text"/>	<input type="text"/>	<input type="button" value="Add"/>

* Please add utilisation details before saving.

- 6.2. UC Date : Enter UC Date when state has sent.
- 6.3. Reference Number : Enter Reference number of UCs sent
- 6.4. Enter the number of DLEPCs to be organised as per norms for the above number of INSPIRE Awardees.
- 6.5. Enter the estimated number of Awardees to be selected from the DLEPCs for participating in the SLEPCs.
- 6.6. Enter Remarks.
- 6.7. Click on **Add** to enter the details of another UC.
- 6.8. Repeat the above steps to add details of more Districts.
- 6.9. Click on **Save** to save the information entered.
- 6.10. Click **Close** to close the Application.
7. **Balance for which UCs yet to be sent [5-6]:** will get filled in automatically.
8. **Balance funds available (Amount in Rupees)[4-5]:** (Balance Funds Available) will get filled in automatically.

9. **Interest Earned, if any, on funds released by DST (Amount in Rs.):** Enter the interest earned, if any, on the funds released for conducting DLEPCs/SLEPCs.
 10. **Total funds available (Amount in Rs.)[8+9]:** (Total Funds Available) will get filled in automatically.
 11. **Total Funds required for conduct of next round(s) of Competitions for awardees, mentioned in Col 3 above, as per norms of the Scheme (Amount in Rs.):** Enter the amount of funds required for conducting the next round of DLEPCs/SLEPCs.
 12. **Additional Funds required keeping in view the balance available as per Col. 9 above (Amount in Rs.)[11-10]:** (Additional Funds Required) will get filled in automatically taking into account the balance funds available with the SA.
 13. **No. of DLEPCs/SLEPC proposed for next Round of Competitions (numbers):** Enter the number of DLEPCs/SLEPCs proposed to be held in the next round of exhibitions.
 14. Enter the likely date of DLEPCs/SLEPCs proposed to be held in the next round of exhibitions.
- Click on **Save & Next** to proceed further. The user will be navigated to the Summary Report.

Utilisation Certificate

In the page Utilisation Certificate, the user has to fill in the details about the amount utilised for the purpose for which it was sanctioned. The details to be filled in the certificate are as:

Utilisation Certificate

Date: 03/10/2013
 Planned Year:
 Government of: Tripura
 Department of:
 Reference No.:

Subject: INSPIRE Award Scheme -Organisation of District Level Exhibition and Project Competitions (DLEPCs) and State Level Exhibitions and Project Competitions (SLEPCs) / Participation in National Level Exhibition and Project Competitions (NLEPC) -Utilisation Certificate(s) of funds released by DST.

Reference: (i) Sanction Order No.: dated:

Certified that out of an amount of Rs. sanctioned and released vide reference (s) cited above, an amount of Rs. has been utilised for the purpose to it was sanctioned i.e. organisation of DLEPCs/SLEPCs/Participation in NLEPC in the state/ut of Tripura in accordance with the terms and conditions of the sanction order(s) and other instructions issued by DST from time to time and in accordance with enclosed details. Also certified that requested UCs have been obtained from concerned DNOs and kept with SNO.

Fund Utilisation Details:

	DLEPC	SLEPC	NLEPC	TOTAL
1 Total funds released by DST so far	<input type="text"/>	<input type="text"/>	<input type="text"/>	<input type="text"/>
2 Funds utilised so far	<input type="text"/>	<input type="text"/>	<input type="text"/>	<input type="text"/>
3 Out of column 2 above, amount for which UCs already sent	<input type="text"/>	<input type="text"/>	<input type="text"/>	<input type="text"/>
4 Balance amount for which UCs is being sent now[2-3]	<input type="text"/>	<input type="text"/>	<input type="text"/>	<input type="text"/>
5 Total Amount for which UCs submitted so far[3+4]	<input type="text"/>	<input type="text"/>	<input type="text"/>	<input type="text"/>
6 Balance funds available[1-2]	<input type="text"/>	<input type="text"/>	<input type="text"/>	<input type="text"/>
7 Interest earned on funds released by DST	<input type="text"/>	<input type="text"/>	<input type="text"/>	<input type="text"/>
8 Total unspent funds available[6+7]	<input type="text"/>	<input type="text"/>	<input type="text"/>	<input type="text"/>
9 Balance amount for which UC is to be sent[2-5]	<input type="text"/>	<input type="text"/>	<input type="text"/>	<input type="text"/>

1. Enter the name of the Department.
2. Enter the respective reference number of the SA.
3. Enter the Sanction Order number vide which DST had sanctioned the funds to SA.
4. Enter the vide which DST had sanctioned the funds to SA.
5. Enter the Total funds released by DST so far by DST.

6. Enter the **Funds utilised so far:** amount utilised so far by state from which amount sanctioned by DST.
7. Enter the **Out of column 2 above, amount for which UCs already sent:** Amount for which UCs already sent to DST.
8. Enter **Balance amount for which UCs is being sent now [2-3]:** Balance amount for which UCs is being sent now
9. Enter **Total Amount for which UCs submitted so far [3+4]:** total amount for which UCs submitted so far.
10. Enter Balance funds available [1-2]: balance amount available.
11. Enter the amount of **interest earned on funds released by DST.**
12. Enter the Total **unspent funds available [6+7]**
13. Enter the **balance amount for which UC is to be sent [2-5]**
14. Click **Save & Next** to save the information filled.

Summary Report

The SA can submit detailed Summary Report to the NA regarding the amount spent on organisation of DLEPCs and SLEPCs from the funds sanctioned for this purpose. Fill in the relevant details as below.

Summary Report on the organisation of District Level Exhibition and Competitions (DLEPCs) and State Level Exhibition and Project Competitions (SLEPC)			
Name of the State/UT:	Bihar	Number of Awards Sanctioned so far*:	48171
Planned Year*:	2011-12		
A) Details of District Level Exhibition and Project Competition (DLEPCs) organised			
Total number of districts in the state*		Total number of district in which DLEPCs organised*	
Total No of DLEPCs Organised so far*:		No. of Awardees who participated in these DLEPCs*:	
out of 4 above, number of awardees selected for SLEPCs*:		Total fund released*:	
out of above, amount utilised by districts*:		Balance available* :	
Interest earned, if any*:		Total funds available with the districts*:	
Whether attendance sheet of awardees maintained (Y/N):		<input type="checkbox"/>	
Whether electronic copy of photographs and videographs maintained and sent to DST (Y/N):		<input type="checkbox"/>	
Whether proper accounts of expenditure made/kept along with relevant bills, vouchers, documents etc. (Y/N):		<input type="checkbox"/>	
Whether report of Jury and report of DNO received and sent to DST (Y/N):		<input type="checkbox"/>	
Whether any internal audit of accounts and records carried out (Y/N):		<input type="checkbox"/>	
Remarks, if any:			
B) Details of State Level Exhibition and Project Competition (SLEPCs) organised			
State Name:	Bihar	Planned Year*:	--Select Year--
No. of SLEPCs Organised*:		No. of Selected INSPIRE Awardees of DLEPCs:	
Amount Sanctioned for SLEPC by DST*:		Actual Expenditure Made for SLEPC*:	
Interest Earned, if any*:		Total Balance:	
No. of Projects/Awardees Selected for NLEPC(s)*:			
Balance Available, if any*:			
Whether attendance sheet of awardees maintained (Y/N):		<input type="checkbox"/>	
Whether electronic copy of photographs and videographs and list of selected awardees for NLEPC maintained and sent to DST (Y/N):		<input type="checkbox"/>	
Whether proper accounts of expenditure made/ kept along with relevant bills , vouchers , documents etc. (Y/N):		<input type="checkbox"/>	
Whether report of Jury and report of SNO received and sent to DST (Y/N):		<input type="checkbox"/>	
Whether any internal audit of accounts and records carried out (Y/N):		<input type="checkbox"/>	
Remarks, if any:			
<input type="button" value="Save"/>			

Part A

1. Name of the SA /UT will be displayed on the page by default.
2. Total number of awards sanctioned to the State so far will be displayed on the page by default.
3. Select the Plan year for which details are to be filled from the dropdown list.
4. **Total number of districts in the state*:** Enter total number of districts in the state.
5. **Total number of district in which DLEPCs organised*:** Enter the total number of districts in which DLEPCs organised.
6. **Total No. of DLEPCs Organised so far*:** Enter the total number of DLEPCs organised so far.
7. Enter the number of INSPIRE Awardees participated in DLEPCs.
8. Enter the number of awardees selected for SLEPC.
9. **Total fund released*:** Enter Total fund released by DST.
10. **Out of above, amount utilised by districts*:** Enter amount utilised by districts.
11. **Balance available*:** Enter the balance funds available with districts.
12. **Interest earned, if any*:** Enter the interest earned on available funds.
13. **Total funds available with the districts*:** Enter the Total funds available with districts.
14. **Whether attendance sheet of awardees maintained (Y/N):** Select checkbox if attendance sheet of awardees sent along with fund proposal.
15. **Whether electronic copy of photographs and video graphs maintained and sent to DST(Y/N):** Select checkbox if electronic copy of photographs and video graphs maintained sent along with fund proposal.
16. **Whether proper accounts of expenditure made/kept along with relevant bills, vouchers, documents etc.(Y/N):** Select checkbox if proper accounts

of expenditure made/kept along with relevant bills, vouchers, documents sent along with fund proposal

17. **Whether report of Jury and report of DNO received and sent to DST (Y/N):** Select checkbox report of Jury and report of DNO received and sent to DST
18. **Whether any internal audit of accounts and records carried out (Y/N):** Select checkbox Whether any internal audit of accounts and records carried
19. **Remarks, if any:** Enter Remarks.

Part B

1. Name of the SA /UT will be displayed on the page by default.
2. Select the Plan year for which details are to be filled from the dropdown list.
3. Enter the total number of districts in the state.
4. **Total of SLEPCs organised*:** Enter the total number of SLEPCs organised so far.
5. **No of selected INSPIRE Awardees of DLEPCs:** Enter number of selected INSPIRE Awardees of DLEPCs.
6. **No of Project / Awardees selected for NLEPCs:** Enter number of Project / Awardees selected for NLEPCs.
7. **Amount Sanctioned for SLEPCs by DST*:** Enter Amount Sanctioned for SLEPC by DST to state.
8. **Actual Expenditure Made for SLEPCs*:** Enter Actual Expenditure Made for SLEPCs.
9. **Balance available, if any*:** Enter the balance funds available.
10. **Interest earned, if any*:** Enter the interest earned on available funds.
11. **Total Balance*:** Enter the Total Balance funds available.
12. **Whether attendance sheet of awardees maintained (Y/N):** Select checkbox if attendance sheet of awardees sent along with fund proposal.

13. **Whether electronic copy of photographs and video graphs maintained and sent to DST(Y/N):** Select checkbox if electronic copy of photographs and video graphs maintained sent along with fund proposal.
14. **Whether proper accounts of expenditure made/kept along with relevant bills, vouchers, documents etc. (Y/N):** Select checkbox if proper accounts of expenditure made/kept along with relevant bills, vouchers, documents sent along with fund proposal.
15. **Whether report of Jury and report of DNO received and sent to DST (Y/N):** Select checkbox report of Jury and report of DNO received and sent to DST.
16. **Whether any internal audit of accounts and records carried out (Y/N):** Select checkbox Whether any internal audit of accounts and records carried.
17. **Remarks, if any:** Enter Remarks
18. Click **Save** to save the information entered.

Bank Account Details:

Under the bank details the user will fill the details of the bank account in which funds sanctioned has to be credited.

14 Bank Account Details in which Amount is required to be credited through one of the ECS modes.

1 → Bank Name*

2 → Branch Name & Address*

3 → Bank Account No.*

4 → Repeat Bank Account No.*

5 → IFSC Code*

6 → Repeat IFSC Code*

7 → Account Name (should be in the official designation of State Nodal Officer I/C of INSPIRE)*

15 Details of Authorised officers:

	Name	Designation	E-mail Id	Mobile Number
8 → Official filling the details*				
9 → Official verifying under*				
10 → S.N.O. I/C INSPIRE who has authorised the details*				
11 → Education Secretary I/C INSPIRE*				

12 → Save & Next >>

1. Enter name of the bank in which SA holds the account for making INSPIRE Awards related transactions.
2. Enter the name and address of the Bank Branch
3. Enter the bank account Number of SA.
4. Repeat the bank account Number of SA.
5. Enter IFSC Code of the Bank.
6. Re-enter the IFSC Code of the Bank.
7. Enter the Account Name (The account is to be opened in the official designation of the State Nodal Officer in charge of INSPIRE Award Scheme).

Details of Authorised Officers

8. Enter the details of the official who has filled in the details.
9. Enter the details of the official who has verified the details entered.

10. Enter the details of State Nodal officer in-charge of INSPIRE Award Scheme who has authorised the details entered.
11. Enter the details of Education Secretary in charge of INSPIRE Award Scheme
12. Click **Save and Next** to save and proceed further.

New window opens as shown below.

PART- A: To be filled in by the State Authority (State Nodal Officer I/C INSPIRE):

General Forward Summary Report Forward Utilisation Certificate Forward list of NLEPC Students

Sl.No.	Particulars	Fill details in relevant columns as required as applicable (Number/Amount)			
		DLSPCs	SLEPCs	NLEPCs	Total
1.	No. of Awardees who are required to participate in DLSPC/SLEPC/NLEPC (number) [see Norms]	48171	4817	240	53228
2.	No. of Awardees who are already participated (numbers)	48000	4800	122	49922
3.	Balance Awardees who are yet to participate (numbers) [1-2] (Attach File/Clickable) Districtwise details for DLSPCs	3171	317	117	3605
4.	Funds released by DST till date for DLSPC/SLEPC/NLEPC (Amount in Rs.)	2900000	2487000	748000	5735000
5.	Out of 4 above, fund actually utilized for (Amount in Rupees)	2000000	200000	70000	2270000
6.	Amount for which UCs already sent to DST	200000	200000	70000	470000
7.	Balance for which UCs yet to be sent [5-6]	1800000	0	0	1800000
8.	Balance funds available (Amount in Rupees) [4-5]	900000	2287000	678000	3465000
9.	Interest earned, if any, on funds released by DST (Amount in Rs.)	10000	10000	10000	30000
10.	Total funds available (Amount in Rs.) [8+9]	910000	2297000	688000	3515000
11.	Total Funds required for conduct of next round(s) of Competitions for awardees, mentioned in Col 3 above, as per norms of the Scheme [see Norms Below] (Amount in Rs.)	550000	70000	67000	687000
12.	Additional Funds required keeping in view the balance available as per Col. 2 above (Amount in Rs.) [11-10]	40000	11300	11000	62300
13.	No. of DLSPCs/SLEPC proposed for next Round of Competitions (numbers)	122	12		
14.	Tentative Date for next round of Competitions	12/12/22			

Bank Account Details in which Amount is required to be credited through one of the ECS modes:

Bank Name	Aadfeed
Branch Name & Address	Aadfeed
Bank Account No.	12341234123
IFSC Code	aad1234123
Account Name (should be in the official designation of State Nodal Officer I/C of INSPIRE)	Aadfeed

Details of Authorised officers:

	Name	Designation	Contact e-mail	Contact / Mobile No.
Official filling the details	Aadf	Aadf	jagmohan.basral@gmail.com	
Official verifying under	Aadf	Aadf	jagmohan.basral@gmail.com	
S.N.O. I/C INSPIRE who has authorised the details	Aadf	Aadf	jagmohan.basral@gmail.com	
Education Secretary I/C INSPIRE	Aadf	Aadf	jagmohan.basral@gmail.com	

Note: After the submission of above details electronically, take a print out and send a signed copy (counter signed by Education secretary I/C INSPIRE) to DST by speed post in the Name Cover of Under Secretary (INSPIRE), Dept. of Science & Technology, Technology Bhawan, New Mehrauli Road, New Delhi-110016.

General tab will show the detailed information filled in by the SA about Funds Proposal, Bank Details and Authorised Persons details.

Click **Edit** to modify the details.

Click **Submit** to submit proposal to NA.

Note: After the submission of above details electronically, take a print out and send a signed copy (countersigned by Education secretary I/C:INSPIRE) to DST by speed the Name Cover of Under Secretary(INSPIRE), Deptt. of Science & Technology, Technology Bhawan, New Mehrauli Road, New Delhi-110016.

Print

Print UC

Print SR

GO Back

Click **Print** button to Print Exhibition report.

PART -A: To be filled in by the State Authority (State Nodal Officer i/c INSPIRE)

Name of the State/UT:	Bihar
Date of submitting proposal:	September 30, 2013
No. of Awards Sanctioned so far:	48,171

Sl.No	Particulars	Fill details in relevant columns, as required/as applicable (Number/Amount)			
		DLEPCs	SLEPCs	NLEPCs	Total
1	2	3	4	5	6
1	No. of Awardees who are required to participate in DLEPC/SLEPC/NLEPC (number) (see Norms 1)	48,171	4,817	240	53,228
2	No. of Awardees who have already participated (numbers)	45,000	4,500	123	49,623
3	Balance Awardees who are yet to participate (numbers) (Attach/Fill/clickable) Districtwise details for DLEPCs)	3,171	317	117	3,605
4	Funds released by DST till date for DLEPC/SLEPC/NLEPC (Amount in Rs.)	2,500,000	2,487,000	746,000	5,733,000
5	Out of 5 above, fund actually utilized for (Amount in Rupees)	2,000,000	200,000	70,000	2,270,000
6	Balance funds available (Amount in Rupees)	500,000	2,287,000	676,000	3,463,000
7	Interest Earned, if any, on funds released by DST (Amount in Rs.)	10,000	10,000	10,000	30,000
8	Total funds available (Amount in Rs.)	510,000	58,700	56,000	624,700
9	Total Funds required for conduct of next round(s) of Competitions for awardees, mentioned in Col 3 above, as per norms of the Scheme (see Norms 2 below) (Amount in Rs.)	550,000	70,000	67,000	687,000
10	Additional Funds required keeping in view the balance available as per Col. 9 above (Amount in Rs.)	40,000	11,300	11,000	62,300
11	No. of DLEPCs/SLEPC proposed for next Round of Competitions (numbers) :	123	12		
12	Writeup for Tentative Date for next round of Competitions:	12312323			
Have you submitted/uploaded SRs of DLEPCs/SLEPCs already organised and UCs of the funds already released on the website, if not please go to relevant page and do so before submitting proposal for fund release.:					No

14	Bank Account Details in which Amount is required to be credited through one of the ECS modes.	
	Bank Name	Asdfasdf
	Branch Name & Address	Asdfasdf

Click **PrintUC** button to Print UC report.

Government of Arunachal Pradesh Department of science					<u>Utilisation Certificate</u>
Ref. No. ref12			Date: September 30, 2013		
Planned Year: 2013-14					
Subject : INSPIRE Award Scheme -Organisation of District Level Exhibition and Project Competitions (DLEPCs) and State Level Exhibitions and Project Competitions (SLEPCs) I Participation in National Level Exhibition and Project Competitions (NLEPC) - <u>Utilisation Certificate (s) of funds released by DST.</u>					
Reference: (I) Sanction Order No. sec1 dated 24/09/2013 (II) Certified that out of an amount of Rs. 100,000 Lakhs (Rupees One Lakhs Only)sanctioned and released wide reference(s) cited above, an amount of Rs.100,000 Lakhs (Rupees One Lakhs Only) has been utilised for the purpose to it was sanctioned i.e. organisation of DLEPCs/SLEPCs/Participation in NLEPC in the State/UT of Arunachal Pradesh in accordance with the terms and conditions of the sanction order(s) and other instructions issued by DST from time to time and in accordance with enclosed details(s).					
Fund Utilisation Details					
		DLEPC	SLEPC	NLEPC	TOTAL
1	Total funds released by DST so	50,000	50,000	0	100,000
2	Funds utilised so far	50,000	50,000	0	100,000
3	Out of column 2 above, amount for which UCs already sent	0	0	0	0
4	Balance amount for which UCs being sent now[2-3]	40,000.00	40,000.00	0.00	80,000.00
5	Total Amount for which UCs submitted so far[3+4]	40,000.00	40,000.00	0.00	80,000.00
6	Balance funds available (1-2)	0	0	0	0
7	Interest earned on funds released by DST	1,000	1,000	0	2,000
8	Total unspent funds available (6+7)	1,000	1,000	0	2,000
9	Balance amount for which UC is yet to be sent [2-5]	10,000.00	10,000.00	0.00	20,000.00

(B) Details of State Level Exhibition and Project Competitions (SLEPCs) organised

1	S.No.	Name of the State	Planned Year	No. of SLEPCs Organised	No. of selected INSPIRE Awardees of DLEPCs	No. of Projects/Awardees selected for NLEPC(s)	Amount sanctioned for SLEPC by DST	Amount expenditure made for SLEPC	Balance available, if any	Interest Earned, if any	Total Balance	Whether attendance sheet of awardees maintained(Y/N)	Whether electronic copy of photographs and videographs and list of selected awardees for NLEPC maintained and sent to DST(Y/N)	Whether proper accounts of expenditure made/kept along with relevant bills, vouchers, documents etc.(Y/N)	Whether report of Jury and report of SNO received and sent to DST(Y/N)	Whether any internal audit of accounts and records carried out(Y/N)	Remarks/additional information if any
1		Bihar		123	123	12	123,123	123,123	0	123		No	No	Yes	Yes	No	asist/

Overall Remarks of SNO/Report of SNO on the implementation of the INSPIRE Award Scheme in the State:

Date: September 30, 2

Signature of State Nodal Officer Incharge of INSPIRE Scheme and Designation with complete address, telephone, fax nos. and E-mail

Click **PrintSR** button to Print SR report

Summary Report on the organisation of district Level Exhibition and Project Competition (DLEPCs) and State Level Exhibition and Project Competitions(SLEPC)

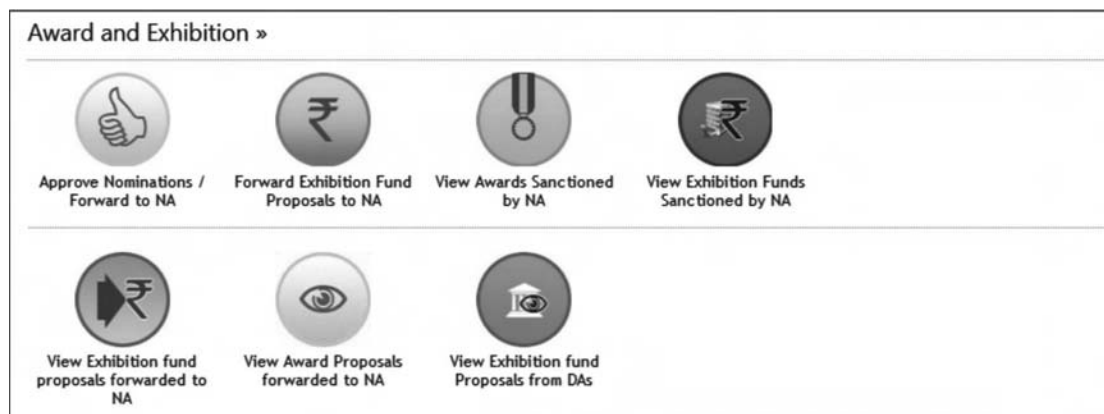
Name of the State/UT: Bihar

No. of Awards Sanctioned so far:48,171

(A) Details of District Level Exhibition and Project competitions (DLEPCs) organised

1	S.No.	Total number of districts in the state	No. of districts in which DLEPCs Organised so far	Total No. of DLEPCs Organised so far	Total No. of awardees who participated in these DLEPCs	No. out of 4 above p.no. of awardees selected for SLEPCs	Amount released for DLEPC by DST	Out of above amount utilised	Balance available	Interest earned, if any	Total Fund available with districts	Whether attendance 10 sheet of awardees maintained (Y/N)	Whether electronic copy of photographs and videographs maintained and sent to DST(Y/N)	Whether proper accounts of expenditure made/kept along with relevant bills, vouchers, documents etc.(Y/N)	Whether report of Jury and report of DNO received and sent to DST (Y/N)	Whether any internal audit of accounts and records carried out (Y/N)	Remarks/additional information if any
1				123	1233	123	123 1231	123123	1108108		123 1231	No	No	Yes	Yes	No	disasid/

32. View Awards Sanctioned by NA



- Click on the icon **View Awards Sanctioned by NA.**
- The list of award sanctioned by NA will be shown to the user.

List of **sanctioned awards** will be shown to the user with respective year and sanction date.

List of Sanctioned Awards in:

Go Back

Sanction Year	Lot Number	Date of Sanction	No. of Awards Sanctioned	View Sanction Order	View List Of Awardees
2013-14	1	22 Jul 2013	2	Sanction Order	List of Awardees
2013-14	2	21 Aug 2013	2	Sanction Order	List of Awardees

1. Click **Sanction Order** link to view a particular Sanction Order.

1	SUNo.	Name of the State	Planned Year	No. of SLEPCs Organised	No. of selected INSPIRE Awardees of DLEPCs	No. of Projects/Awardees selected for NLEPC(s)	Amount sanctioned for SLEPC by DST	Amount expenditure made for SLEPC	Balance available if any	Interest Earned, if any	Total Balance	Whether attendance sheet of awardees maintained(Y/N)	Whether electronic copy of photographs and videographs and list of selected awardees for NLEPC maintained and sent to DST(Y/N)	Whether proper accounts of expenditure maintained along with relevant bills, vouchers, documents etc.(Y/N)	Whether report of jury and report of SNO received and sent to DST(Y/N)	Whether any internal audit of accounts and records carried out(Y/N)	Remarks/additional information if any
Bihar																	
123																	
123																	
12																	
123,123																	
123,123																	
0																	
123																	
No																	
No																	
Yes																	
Yes																	
No																	
as/is/d																	

Overall Remarks of SNO/Report of SNO on the implementation of the INSPIRE Award Scheme in the State:

Date: September 30, 2

Signature of State Nodal Officer Incharge of INSPIRE Scheme and Designation with complete address, telephone, fax nos. and E-mail

Click **Goback** to Return to the Dashboard Page of State Dashboard

F.No. 12011/35/2010 INSPIRE (Arunachal Pradesh)
Government of India
Ministry of Science and Technology
Department of Science and Technology

Technology Bhavan,
New Mehrauli Road,
New Delhi-110016
Dated: 21-Aug-2013

SANCTION ORDER

Subject : INSPIRE Scheme -- INSPIRE Award Component -- Sanction of Proposal from the State Of Arunachal Pradesh dated 21-Aug-2013 for the year 2013-2014.

Reference Data received through Letter No. _____ from _____, Deputy Director cum State Nodal Officer, Arunachal Pradesh dated 21 August, 2013.

I am directed to convey the sanction of the President for the release of an amount of Rs 10000/- (Rupees Ten Thousand Only) towards disbursement of INSPIRE Awards to the selected students of various schools in the state of Arunachal Pradesh as per the list attached and as per following details:

Sr. No.	Name of the District	Number of Schools selected for the Award	Number of Students selected for award						Total	Amount of award per student (Rs)	Total Award Amount (Rs)	Remarks
			Gender		Category							
			Male	Female	GEN	OBC	SC	ST				
1	Anjaw	2	1	1	0	0	0	2	2	5,000	10000	As per Annexure
Total		2	1	1	0	0	0	2	2		10000	

2. Sanction of the President is also accorded for release of Rs 60/- [Rupees Sixty Only] towards Bank charges @ '30/- per warrant, as per details above.

3. The amount of Rs 10060/- [Rupees Ten Thousand Sixty Only, (10000 towards award amount and Rs 60/- towards bank charges), for the warrants, as detailed in para 1 and 2 above) will be debited to savings account "INSPIRE Awards - DST A/c No.31410538011 in SBI, Main Branch, Parliament Street, New Delhi through RTGS (IFSC Code No. is SBIN0000691, MICR Code No. 110002087) for issuing the INSPIRE Award Warrants Rs 5000/- each to 2 awardees

2. Click **List of awardees** link to view the list of awardees under a particular **Sanction Order**.

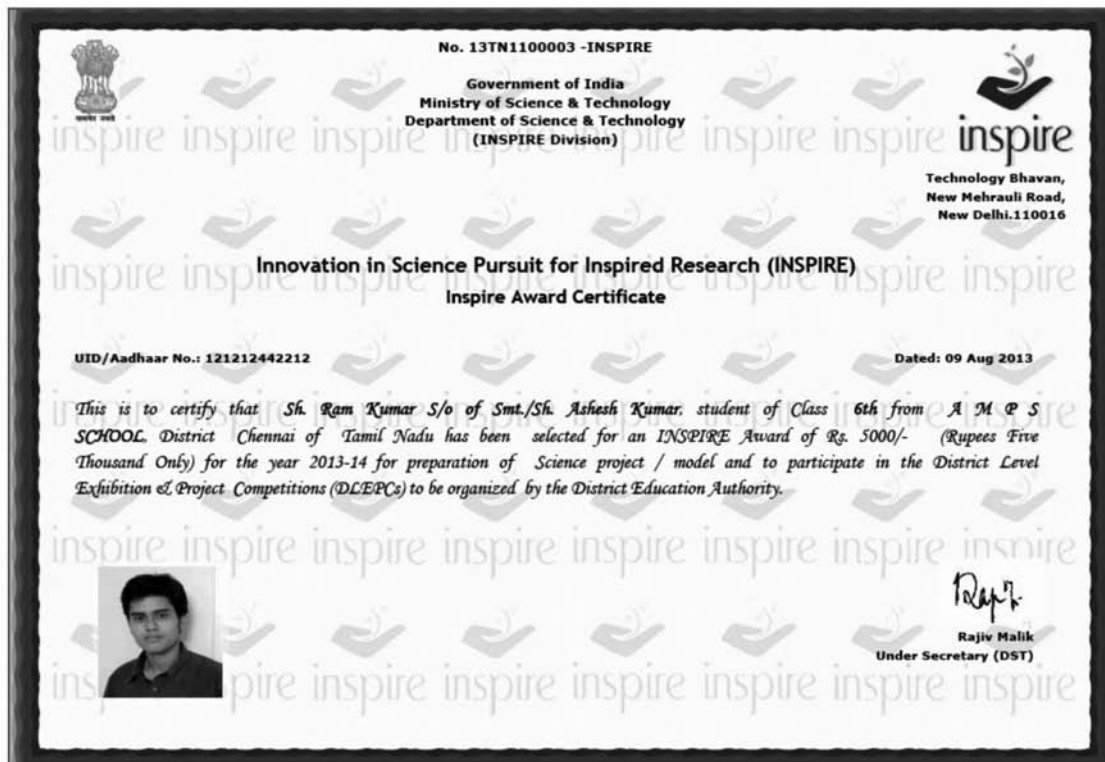
The User can take printout of the INSPIRE Award Certificate of the student.

Print List of Awardees | Go Back

Sanctioned students:

Print	Sr. No.	Rev. District	Rev. Sub-District	Edu. District	School Name	School Code	School Type	School Level
	1	Anjaw	Anjaw	Anjaw	AP PUBLIC SCHOOL		State Govt	Higher Secondary
	2	Anjaw	Anjaw	Anjaw	DPS PUBLIC SCHOOL	DPS	Central Govt	Higher Secondary

3. Click on **Print** button. INSPIRE Award Certificate opens as below in **PDF** format. Take a printout.

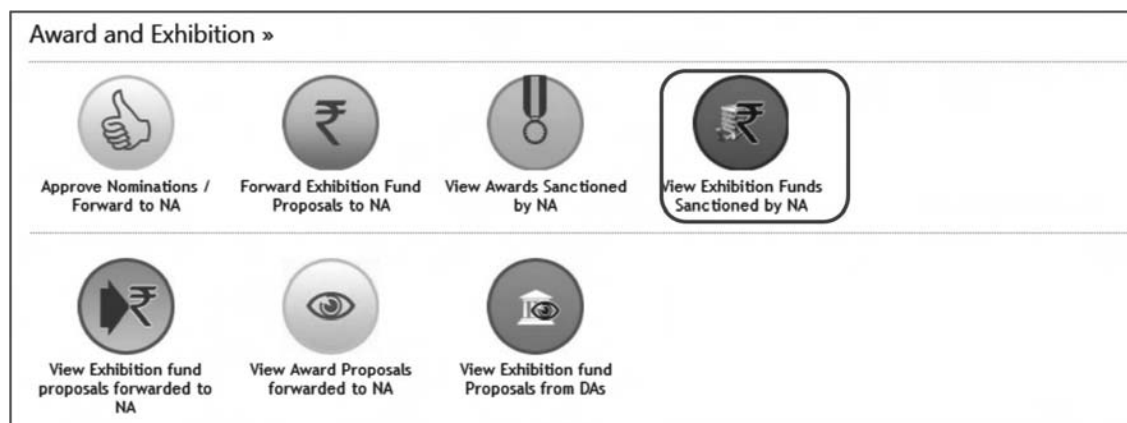


4. Click on **Print List of Awardees** button. Print list of awardees opens as below in PDF format. Take a printout.

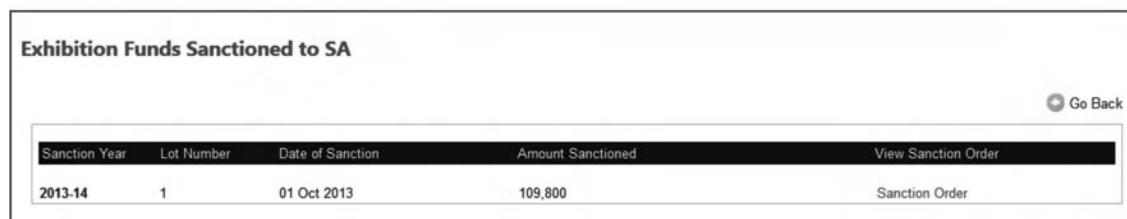
Annexure										
Government of India Ministry of Science & Technology, Department of Science & Technology										
List of Selected Students under the INSPIRE Award Scheme for the Year 2013-14										
Name of the State :Arunachal Pradesh										
No. of Sanctioned :2										
Sr. No.	Name of Revenue District	Name of Education District	Name of Sub District (Block/Tehsil/Zone etc.)	Name of the School	Name of the selected Student	Class	Sex	Category	Name of Father or Mother	Ref Code
1	Anjaw	Anjaw	Anjaw	Ap Public School	A	6	M	SC	A	13AR1100002
2	Anjaw	Anjaw	Anjaw	Dps Public School	Mayank Shukla	6	M	OBC	Ranjan Shukla	13AR1100003

Click **Goback** to Return to the Dashboard Page of State Dashboard

33. View Exhibition Funds Sanctioned by NA



1. Click on the icon **View Exhibition Funds Sanctioned By NA**
2. A page opens as below.



3. Select the Year for Exhibition from the dropdown list.
4. Click **Search.**
5. List of State Authorities for which Exhibition Funds have been sanctioned during the year will be shown.
6. Click the **Sanction Order** link to view sanction order of approved exhibition fund proposal.

F.NO. 12011/8/2010-INSPIRE Assam
Government of India
Ministry of Science and Technology
Department of Science and Technology
INSPIRE Award Cell

Technology Bhavan
New Mehrauli Road
New Delhi 110016
Dated:01 Oct 2013

SANCTION ORDER

Subject: INSPIRE Award Scheme-INSPIRE Award Component-Release of funds to states/UTs to meet the expenditure for organising district and state level of exhibitions of the science Projects/Models prepare by the INSPIRE Awardees-Release of funds to the Govt. of Assam during the year of _____

References: 1. INSPIRE/LAward/2009 dated 26.03.2010 DST

2. Sanction Order No. 12011/8/2010-INSPIRE Assam dated 19th Nov,2011 of DST.
3. Sanction Order No. 12011/8/2010-INSPIRE Assam dated 29th June,2011 of DST.
4. Letter No. 12011146/2010 INSPIRE dated 14th December, 2010 of DST.
5. Memo No. SIEIDSM/2011/862 dated 21/3/2011

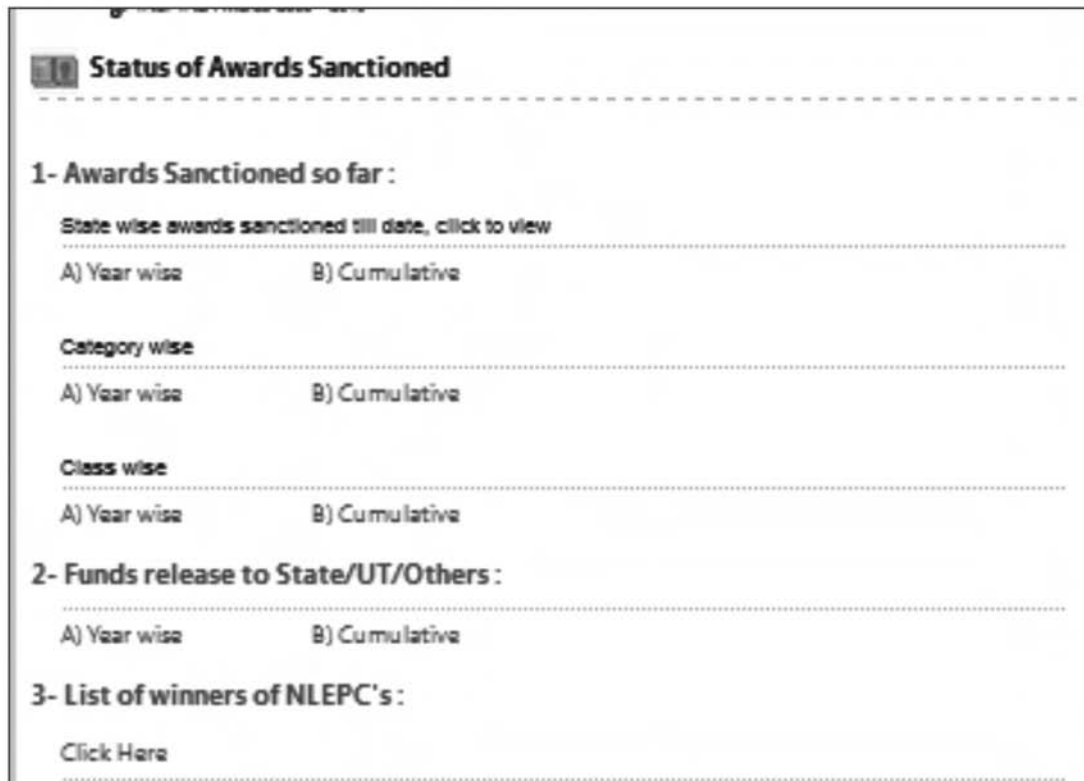
34. MIS and Miscellaneous

Five icons are available under MIS and Miscellaneous.

1. View/Generate MIS.
2. Send Communication To DAs/NA.
3. View Communication from DAs/NA.
4. Forward SRs/UCs to NA.
5. View SRs/UCs



35. View/Generate MIS.



Status of Awards Sanctioned

1- Awards Sanctioned so far :

State wise awards sanctioned till date, click to view

A) Year wise B) Cumulative

Category wise

A) Year wise B) Cumulative

Class wise

A) Year wise B) Cumulative

2- Funds release to State/UT/Others :

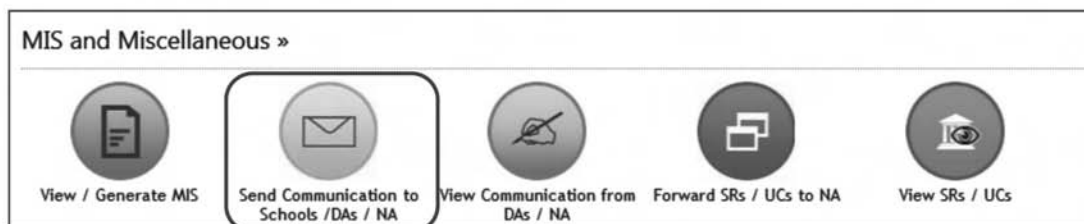
A) Year wise B) Cumulative

3- List of winners of NLEPC's :

[Click Here](#)

36. Send Communication To DAs/NA:

This icon enables SA to communicate with Schools/DAs/NA by posting messages / sending e-mail communications.



Click on the icon **Send Communication to Schools/DAs/NA** and the page as below opens.

The screenshot shows a 'Communication' window. Callout 1 points to the 'Post Communication' checkbox. Callout 2 points to the 'e mail Communication' checkbox. Callout 3 points to the 'Total no. of e mail party' field. Callout 4 points to the 'Mail To:' section, which includes 'National Authority', 'All DAs', and 'All Schools' checkboxes, along with 'Select DAs' and 'Select Schools' buttons. Callout 5 points to the 'Select DAs' button. A list of districts (Amritsar, Barnala, Bathinda) is visible on the right. A 'Go Back' button is at the top right.

Communication:

- Check the box **Post Communication**, if the user wants to post messages for Schools/DAs/NA.
- Check the box **e-mail communication**, if the user wants to send e-mail messages to Schools/DAs/NA.
- Under the **Mail To**, select the Authority with whom the SA wants to communicate with.
- Check **NA**, if the user wants to communicate with the National Authority.
- Check **All DAs** if the user wants to communicate with **all** District Authorities of the state; else click on **Select DAs** button (which gives SA the option to select the desired Districts from the list of Districts) of the state.
- Check **All Schools**, if the user wants to communicate with all School Authorities; else click on **Select Schools** button (which gives SA the option to select the desired Schools from the list of Schools)
- The box against the **Total number of party** will display the total number of recipients selected for sending the message.

The screenshot shows a message composition window. Callout 8 points to the 'Subject:' text field. Callout 9 points to the 'Message:' text area, which has a rich text editor toolbar above it. Callout 10 points to the 'Send' button. Callout 11 points to the 'Cancel' button.

Type a brief subject in the field.

Type a brief message to Post/email.

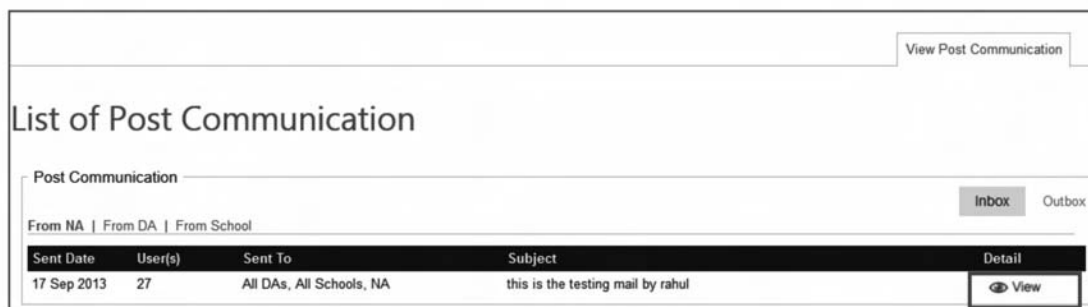
Click **Send** if the user wants to post/email the message to selected Authorities; else Click **Cancel**.

37. View Communications from DAs/NA:

- Click on the icon **View Communications from DAs/NA**.
- Page opens with the list of communications received from different Authorities with the tabs 1. **View Post Communications** 2. **View Mail Communications**.



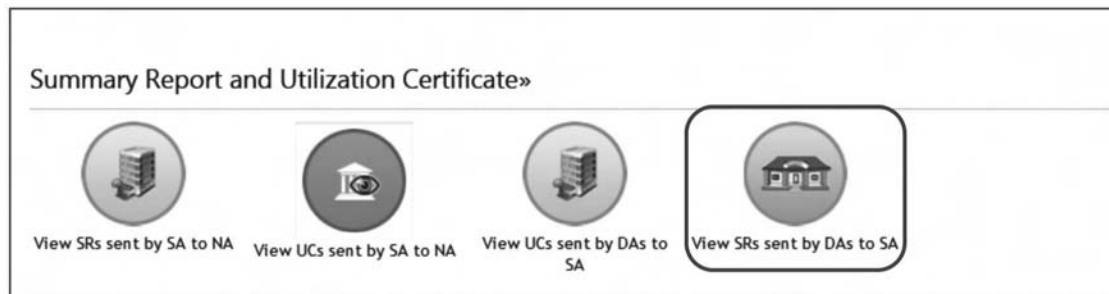
- Click **View Post Communications** to see all the posted messages.
- Click **From NA** tab to view communication received from NA
- Click **From DA** tab to view communication received from DA



- Click **View** button to get complete from respective authority.

38. Forward SRs/UCs to NA:

The icon **Forward SRs/UCs to NA** facilitates SA to create and forward Summary Reports (SRs) and Utilisation Certificates (UCs) to NA.



- Click on the icon **Forward SRs/UCs to NA.**
- User Will Navigate to New Screen.
- Click for **Summary**, if the user wants to submit a Summary Report.
- Click **Utilisation Certificate** if the user wants to Submit Utilisation Certificate.



39. Summary Report

The SA can submit detailed **Summary Report** to the NA regarding the organisation of DLEPCs and SLEPCs from the funds sanctioned for this purpose. Fill in the relevant details as below.

Summary Report on the organisation of District Level Exhibition and Competitions (DLEPCs) and State Level Exhibition and Project Competitions (SLEPC)			
Name of the State/UT:	Bihar	Number of Awards Sanctioned so far*:	48171
Planned Year*:	2011-12		
A) Details of District Level Exhibition and Project Competition (DLEPCs) organised			
Total number of districts in the state*		Total number of district in which DLEPCs organised*	
Total No. of DLEPCs Organised so far*:		No. of Awardees who participated in these DLEPCs*:	
out of 4 above, number of awardees selected for SLEPCs*:		Total fund released*:	
out of above, amount utilised by districts*:		Balance available*:	
Interest earned, if any*:		Total funds available with the districts*:	
Whether attendance sheet of awardees maintained (Y/N):		<input type="checkbox"/>	
Whether electronic copy of photographs and videographs maintained and sent to DST (Y/N):		<input type="checkbox"/>	
Whether proper accounts of expenditure made/kept along with relevant bills, vouchers, documents etc. (Y/N):		<input type="checkbox"/>	
Whether report of Jury and report of DNO received and sent to DST (Y/N):		<input type="checkbox"/>	
Whether any internal audit of accounts and records carried out (Y/N):		<input type="checkbox"/>	
Remarks, if any:			
B) Details of State Level Exhibition and Project Competition (SLEPCs) organised			
State Name:	Bihar	Planned Year*:	--Select Year--
No. of SLEPCs Organised*:		No. of Selected INSPIRE Awardees of DLEPCs:	
Amount Sanctioned for SLEPC by DST*:		No. of Projects/Awardees Selected for NLEPC(s)*:	
Interest Earned, if any*:		Actual Expenditure Made for SLEPC*:	
		Balance Available, if any*:	
		Total Balance:	
Whether attendance sheet of awardees maintained (Y/N):		<input type="checkbox"/>	
Whether electronic copy of photographs and videographs and list of selected awardees for NLEPC maintained and sent to DST (Y/N):		<input type="checkbox"/>	
Whether proper accounts of expenditure made/ kept along with relevant bills , vouchers , documents etc. (Y/N):		<input type="checkbox"/>	
Whether report of Jury and report of SNO received and sent to DST (Y/N):		<input type="checkbox"/>	
Whether any internal audit of accounts and records carried out (Y/N):		<input type="checkbox"/>	
Remarks, if any:			
<input type="button" value="Save"/>			

Part A

1. Name of the SA /UT will be displayed on the page by default.
2. Total number of awards sanctioned to the State so far will be displayed on the page by default.

3. Select the Plan year for which details are to be filled from the dropdown list.
4. **Total number of districts in the state*:** Enter total number of districts in the state.
5. **Total number of district in which DLEPCs organised*:** Enter the total number of districts in which DLEPCs organised.
6. **Total No. of DLEPCs Organised so far*:** Enter the total number of DLEPCs organised so far.
7. Enter the number of INSPIRE Awardees participated in DLEPCs.
8. Enter the number of awardees selected for SLEPC from.
9. **Total fund released*:** Enter Total fund released by DST.
10. **Out of above, amount utilised by districts*:** Enter amount utilised by districts.
11. **Balance available*:** Enter the balance funds available with.
12. **Interest earned, if any*:** Enter the interest earned on available funds.
13. **Total funds available with the districts*:** Enter the Total funds available with districts.
14. **Whether attendance sheet of awardees maintained (Y/N):** Select checkbox if attendance sheet of awardees sent along with fund proposal.
15. **Whether electronic copy of photographs and video graphs maintained and sent to DST(Y/N):** Select checkbox if electronic copy of photographs and video graphs maintained sent along with fund proposal
16. **Whether proper accounts of expenditure made/kept along with relevant bills, vouchers, documents etc.(Y/N):** Select checkbox if proper accounts of expenditure made/kept along with relevant bills, vouchers, documents sent along with fund proposal.
17. **Whether report of Jury and report of DNO received and sent to DST (Y/N):** Select checkbox report of Jury and report of DNO received and sent to DST

18. **Whether any internal audit of accounts and records carried out (Y/N):**
Select checkbox Whether any internal audit of accounts and records carried.
19. Remarks, if any: Enter Remarks

Part B

1. Name of the SA /UT will be displayed on the page by default.
2. Select the Plan year for which details are to be filled from the dropdown list.
3. **Total number of districts in the state*:** Enter total number of districts in the state.
4. **Total of SLEPCs organised*:** Enter the total number of SLEPCs organised so far.
5. **No of selected INSPIRE Awardees of DLEPCs:** Enter number of selected INSPIRE Awardees of DLEPCs.
6. **No of Project selected INSPIRE Awardees of NLEPCs:** Enter number of selected INSPIRE Awardees of NLEPCs
7. **Amount Sanctioned for SLEPCs by DST*:** Enter Amount Sanctioned for SLEPC by DST to state.
8. **Amount Sanctioned for SLEPCs by DST*:** Enter sanction for SLEPCs by DST.
9. **Actual Expenditure Made for SLEPCs*:** Enter Actual Expenditure Made for SLEPCs.
10. **Balance available, if any*:** Enter the balance funds available.
11. **Interest earned, if any*:** Enter the interest earned on available funds.
12. **Total Balance*:** Enter the Total Balance funds available.
13. **Whether attendance sheet of awardees maintained (Y/N):** Select checkbox if attendance sheet of awardees sent along with fund proposal.
14. **Whether electronic copy of photographs and video graphs maintained and sent to DST(Y/N):** Select checkbox if electronic copy of photographs and video graphs maintained sent along with fund proposal.

15. Whether proper accounts of expenditure made/kept along with relevant bills, vouchers, documents etc.(Y/N): Select checkbox if proper accounts of expenditure made/kept along with relevant bills, vouchers, documents sent along with fund proposal.
16. **Whether report of Jury and report of DNO received and sent to DST (Y/N):** Select checkbox report of Jury and report of DNO received and sent to DST
17. **Whether any internal audit of accounts and records carried out (Y/N):** Select checkbox Whether any internal audit of accounts and records carried
18. **Remarks, if any:** Enter Remarks
19. Click **Save** to save the information entered.

40. Utilization Certificate

In the page Utilisation Certificate, the user has to fill in the details about the amount utilised for the purpose for which it was sanctioned. The details to be filled in the certificate are as:

Utilisation Certificate

Date: 03/10/2013
 Planned Year:
 Government of: Tripura
 Department of:
 Reference No.:

Subject: INSPIRE Award Scheme -Organisation of District Level Exhibition and Project Competitions (DLEPCs) and State Level Exhibitions and Project Competitions (SLEPCs) / Participation in National Level Exhibition and Project Competitions (NLEPC) -Utilisation Certificate(s) of funds released by DST.

Reference: (i) Sanction Order No.: dated:

Certified that out of an amount of Rs. sanctioned and released vide reference (s) cited above, an amount of Rs. has been utilised for the purpose to it was sanctioned i.e. organisation of DLEPCs/SLEPCs/Participation in NLEPC in the state/ut of Tripura in accordance with the terms and conditions of the sanction order(s) and other instructions issued by DST from time to time and in accordance with enclosed details. Also certified that requested UCs have been obtained from concerned DNOs and kept with SNO.

Fund Utilisation Details:

	DLEPC	SLEPC	NLEPC	TOTAL
1 Total funds released by DST so far	<input type="text"/>	<input type="text"/>	<input type="text"/>	<input type="text"/>
2 Funds utilised so far	<input type="text"/>	<input type="text"/>	<input type="text"/>	<input type="text"/>
3 Out of column 2 above, amount for which UCs already sent	<input type="text"/>	<input type="text"/>	<input type="text"/>	<input type="text"/>
4 Balance amount for which UCs is being sent now[2-3]	<input type="text"/>	<input type="text"/>	<input type="text"/>	<input type="text"/>
5 Total Amount for which UCs submitted so far[3+4]	<input type="text"/>	<input type="text"/>	<input type="text"/>	<input type="text"/>
6 Balance funds available[1-2]	<input type="text"/>	<input type="text"/>	<input type="text"/>	<input type="text"/>
7 Interest earned on funds released by DST	<input type="text"/>	<input type="text"/>	<input type="text"/>	<input type="text"/>
8 Total unspent funds available[6+7]	<input type="text"/>	<input type="text"/>	<input type="text"/>	<input type="text"/>
9 Balance amount for which UC is to be sent[2-5]	<input type="text"/>	<input type="text"/>	<input type="text"/>	<input type="text"/>

1. Enter the name of the Department.
2. Enter the respective reference number of the SA.
3. Enter the Sanction Order number vide which DST had sanctioned the funds to SA.
4. Enter the vide which DST had sanctioned the funds to SA.
5. Enter the Total funds released by DST so far by DST.

6. Enter the **Funds utilised so far:** amount utilised so far by state from which amount sanctioned by DST.
7. Enter the **Out of column 2 above, amount for which UCs already sent:** Amount for which UCs already sent to DST.
8. Enter **Balance amount for which UCs is being sent now [2-3]:** Balance amount for which UCs is being sent now
9. Enter **Total Amount for which UCs submitted so far [3+4]:** total amount for which UCs submitted so far.
10. Enter Balance funds available [1-2]: balance amount available.
11. Enter the amount of **interest earned on funds released by DST.**
12. Enter the Total **unspent funds available [6+7]**
13. Enter the **balance amount for which UC is to be sent [2-5]**
14. Click **Save & Next** to save the information filled.

41. View SRs/UCs:



- Click on the icon **View SRs/UCs**. A page opens as below.



- Click on the link **View SR sent by SAs to NA** to open and view the Summary Reports sent to NA.

Refer Summary Report and UC section in this user Manual.

Go Back

Summary Report on the organisation of District Level Exhibition and Competitions (DLEPCs) and State Level Exhibition and Project Competitions (SLEPC)

Name of the State/UT: **Bihar**
 Number of Awards Sanctioned so far: **48171**

A) Details of District Level Exhibition and Project Competition(DLEPCs)organised

Total number of districts in the state	No. of districts in which DLEPCs Organised so far	Total No. of DLEPCs Organised so far	Total No. of awardees who participated in these DLEPCs	No. out of 4 above no. of awardees selected for SLEPCs	Amount released for DLEPC by DST	out of above amount utilised	Balance available	Interest earned, if any	Total Fund available with districts	Whether attendance 10 sheet of awardees maintained (Y/N)	Whether electronic copy of photographs and videographs maintained and sent to DST(Y/N)	whether proper accounts of expenditure made/kept along with relevant bills, vouchers, documents etc.(Y/N)	Whether report of Jury and report of DNO received and sent to DST (Y/N)	Whether any internal audit of accounts and records carried out (Y/N)
12	12	123	1233	123	1231231	123123	1108108	133	1108241	No	No	Yes	Yes	No

(B) Details of State Level Exhibition and Project Competition (SLEPCs) organised

State Name	Planned Year	No. of SLEPCs Organised	No. of Selected IN SPIRE Awardees of DLEPCs	No. of Projects/Awardees selected for NLEPC(s)*	Amount Sanctioned for SLEPC by DST	Actual Expenditure of SLEPC	Balance Available, if any	Interest earned, if any	Total Balance	Whether Attendance Sheet of Awardees Maintained (Y/N)	Whether Electronic Copy of Photographs, Videographs and List of Selected Awardees for NLEPC Maintained and Sent to DST (Y/N)	whether Proper Accounts of Expenditure Made/Kept Along With Relevant Bills, Vouchers, Documents etc.(Y/N)	Whether Report of Jury and Report of DNO received and sent to DST (Y/N)
Bihar	2013-14	123	123	12	123123	123123	0	123	123	No	No	Yes	Yes

Print

Click **Print** button to print report

Summary Report on the organisation of district Level Exhibition and Project Competition (DLEPCs) and State Level Exhibition and Project Competitions(SLEPC)

Name of the State/UT: **Bihar**
 No. of Awards Sanctioned so far: **48,171**

(A) Details of District Level Exhibition and Project competitions (DLEPCs) organised

SL No.	Total number of districts in the state	No. of districts in which DLEPCs Organised so far	Total No. of DLEPCs Organised so far	Total No. of awardees who participated in these DLEPCs	No. out of 4 above no. of awardees selected for SLEPCs	Amount released for DLEPC by DST	Out of above amount utilised	Balance available	Interest earned, if any	Total Fund available with districts	Whether attendance 10 sheet of awardees maintained (Y/N)	Whether electronic copy of photographs and videographs maintained and sent to DST(Y/N)	whether proper accounts of expenditure made/kept along with relevant bills, vouchers, documents etc.(Y/N)	Whether report of Jury and report of DNO received and sent to DST (Y/N)	Whether any internal audit of accounts and records carried out (Y/N)	Remarks/additional information if any
1			123	1233	123	1231231	123123	1108108		1231231	No	No	Yes	Yes	No	discontinued

(B) Details of State Level Exhibition and Project Competitions (SLEPCs) organised

S.N.O.	Name of the State	Planned Year	No. of SLEPCs Organised	No. of selected INSPIRE Awardees of DLEPCs	No. of Projects/Awardees selected for NLEPC(s)	Amount sanctioned for SLEPC by DST	Amount expenditure made for SLEPC	Balance available, if any	Interest Earned, if any	Total Balance	Whether attendance sheet of awardees maintained(Y/N)	Whether electronic copy of photographs and videographs and list of selected awardees for NLEPC maintained and sent to DST(Y/N)	Whether proper accounts of expenditure made/kept along with relevant bills, vouchers, documents etc.(Y/N)	Whether report of jury and report of SNO received and sent to DST(Y/N)	Whether any internal audit of accounts and records carried out(Y/N)	Remarks/additional information if any
1	Bihar		123	123	12	123,123	123,123	0	123		No	No	Yes	Yes	No	

Overall Remarks of SNO/Report of SNO on the implementation of the INSPIRE Award Scheme in the State:

Date: September 30, 2

Signature of State Nodal Officer Incharge of INSPIRE Scheme and Designation with complete address, telephone, fax nos. and E-mail

- Click on the link **View utilisation certificate** to open and view the Utilisation certificate.

State Name	Submitted On	View Detail	Go Back
Tripura	Aug 23, 2013	View	

Click on the State under View to view the utilisation certificate.

Utilisation Certificate**Government of Arunachal Pradesh
Department of science**

Ref. No. ref12

Date: September 30, 2013

Plan Year: 2013-14

Subject : INSPIRE Award Scheme -Organisation of District Level Exhibition and Project Competitions (DLEPCs) and State Level Exhibitions and Project Competitions (SLEPCs) / Participation in National Level Exhibition and Project Competitions (NLEPC) -Utilisation Certificate (s) of funds released by DST.

Reference: (i) Sanction Order No. sec1 dated 24/09/2013

(ii) Certified that out of an amount of Rs. 100,000 Lakhs (Rupees One Lakhs Only) sanctioned and released wide reference(s) cited above, an amount of Rs.100,000 Lakhs (Rupees One Lakhs Only) has been utilised for the purpose to it was sanctioned i.e. organisation of DLEPCs/SLEPCs/Participation in NLEPC in the State/UT of Arunachal Pradesh in accordance with the terms and conditions of the sanction order(s) and other instructions issued by DST from time to time and in accordance with enclosed details(sr).

Fund Utilisation Details

		DLEPC	SLEPC	NLEPC	TOTAL
1	Total funds released by DST so	50,000	50,000	0	100,000
2	Funds utilised so far	50,000	50,000	0	100,000
3	Out of column 2 above, amount for which UCs already sent	0	0	0	0
4	Balance amount for which UCs being sent now[2-3]	40,000.00	40,000.00	0.00	80,000.00
5	Total Amount for which UCs submitted so far[3+4]	40,000.00	40,000.00	0.00	80,000.00
6	Balance funds available (1-2)	0	0	0	0
7	Interest earned on funds released by DST	1,000	1,000	0	2,000
8	Total unspent funds available (6+7)	1,000	1,000	0	2,000
9	Balance amount for which UC is yet to be sent [2-5]	10,000.00	10,000.00	0.00	20,000.00

Er

Dated:

Signature of State Nodal Officer in-charge of
INSPIRE Scheme and Designation with
complete address, telephone, fax and E-mail

Note: After the submission of above details electronically, take a print out and send a signed copy (countersigned by Education secretary I/C:INSPIRE) to DST by speed post in the Name Cover of Under Secretary(INSPIRE), Dept. of Science & Technology, Technology, Technology

42. Edit Profile



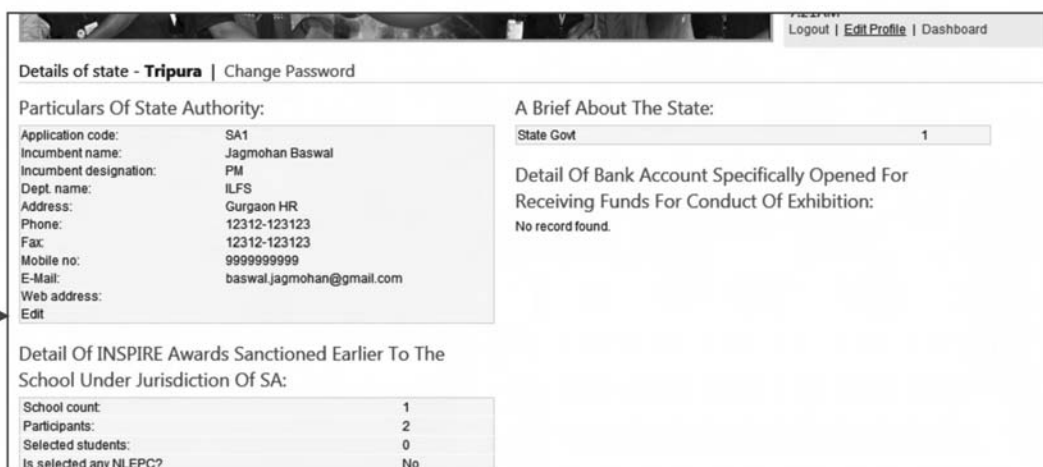
Welcome
SA : Tripura
(Jagmohan Baswal)
E-Mail: baswal.jagmohan@gmail.com
Contact: 9999999999
Last login: Friday, Sep 27 2013 1:58PM
Logout | Edit Profile | Dashboard

Welcome State Authority (State Nodal Officers) INSPIRE participating in the INSPIRE Award Scheme

Under this scheme, all recognized schools in the country (whether run by Central Government or State Government or local body or NGOs), including private schools (aided or unaided), having classes 6th to 10th (whether all or some), are eligible to enroll in the scheme and submit nominations of eligible children to DST through their respective District/ State education authority on-line/ off-line. For more details about the scheme click here

The **My Profile** Tab on **State Authority Dashboard**, enables the user to:

1. **View** and **Edit** the particulars of the incumbent of SNO.
2. Change the **Login Password** of SNO.
3. Click on the **My profile** tab. The page opens as below.



Logout | [Edit Profile](#) | Dashboard

Details of state - **Tripura** | [Change Password](#)

Particulars Of State Authority:

Application code:	SA1
Incumbent name:	Jagmohan Baswal
Incumbent designation:	PM
Dept. name:	ILFS
Address:	Gurgaon HR
Phone:	12312-123123
Fax:	12312-123123
Mobile no:	9999999999
E-Mail:	baswal.jagmohan@gmail.com
Web address:	
Edit	

A Brief About The State:

State Govt 1

Detail Of Bank Account Specifically Opened For Receiving Funds For Conduct Of Exhibition:

No record found.

Detail Of INSPIRE Awards Sanctioned Earlier To The School Under Jurisdiction Of SA:

School count:	1
Participants:	2
Selected students:	0
Is selected any NLEPC?	No

Click on **Edit** to edit the particulars of the incumbent SNO. Same window will

Open in editable mode.

Details of state - Tripura | Change Password

Particulars Of State Authority:

Application code:	SA1		
Incumbent name:	<input type="text" value="Jagmohan Baswal"/>		
Incumbent designation:	<input type="text" value="PM"/>		
Dept. name:	<input type="text" value="ILFS"/>		
Address:	<input type="text" value="Gurgaon HR"/>		
	<input type="text"/>		
Phone:	STD: <input type="text" value="12312"/>	Phone: <input type="text" value="123123"/>	
Fax:	STD: <input type="text" value="12312"/>	Phone: <input type="text" value="123123"/>	
Mobile no:	<input type="text" value="9999999999"/>		
E-Mail:	<input type="text" value="baswal.jagmohan@gmail.com"/>		
Web address:	<input type="text"/>		
Update Cancel			

Change information which user wants to change.

Update: Click on the **Update** link, if user wants to change SNO particular details.

Cancel: Click on the **Cancel** link, if user wants to retain same information.

NOTES:

- (i) **SAs / DAs / Schools may refer to the relevant 'User Guide', hard copy of which is being sent to them. A soft copy of this User Guide is also available at DST's website (<http://www.dst.gov.in>) as well as on the website of this application software viz (www.inspireawards-dst.gov.in).**
- (ii) **For any further support / clarifications, following officers of M/s IL&FS Technologies and Department of Science & Technology can be contacted:**

M/s IL&FS Technologies**1. Shri Jagmohan Baswal**

Tel: 011-26590500

E-mail: jagmohan.baswal@ilfstechologies.com**2. Shri Birbal Tahim**

Tel: 011-26590500

E-mail: birbal.tahim@ilfstechologies.com**Department of Science & Technology****1. Shri Sandeep Bansal**

Scientist (INSPIRE)

Tel: 011-26590399

E-mail: sandeep.bansal@nic.in**2. Shri Rajiv Malik****US (INSPIRE)**

Tel: 011-26534998

E-mail: us.inspire-dst@nic.in

- (iii) **If you notice any mistake/ deficiency/ inconsistency or if you have any suggestions to improve the 'user guide(s)', bring it to our notice, so that we can duly incorporate the changes while preparing the next edition of the 'user guide'.**
- _____

State Wise List of INSPIRE Awards Sanctioned (As on 30.09.2013)

S.No.	State/UT/ Organisation	No. of Awards sanctioned	Total amount sanctioned for the awards (@ Rs. 5,000/- per Award) (Rs. In lakhs)*	Amount released to States/UTs for organising competitions at various levels (Rs. In lakhs)
1	2	3	4	5
1	Andhra Pradesh	89295	4464.75	994.51
2	Arunachal Pradesh	439	21.95	15.01
3	Assam	6705	335.25	104.10
4	Bihar	48170	2408.50	261.40
5	Chattisgarh	62630	3131.50	686.52
6	Goa	442	22.10	6.68
7	Gujarat	78960	3948.00	159.50
8	Haryana	20526	1026.30	262.82
9	Himachal Pradesh	11104	555.20	191.80
10	Jammu and Kashmir	12193	609.65	122.59
11	Jharkhand	13313	665.65	248.19
12	Karnataka	113392	5669.60	820.63
13	Kerala	11107	555.35	114.69
14	Madhya Pradesh	114022	5701.10	1106.05
15	Maharashtra	98760	4938.00	1287.85
16	Manipur	1141	57.05	24.49
17	Meghalaya	2533	126.65	28.63
18	Mizoram	3210	160.50	74.35
19	Nagaland	518	25.90	17.19
20	Orissa	20720	1036.00	323.06
21	Punjab	18359	917.95	273.58
22	Rajasthan	116952	5847.60	348.88
23	Sikkim	835	41.75	14.91
24	Tamil Nadu	41790	2089.50	543.94
25	Tripura	1782	89.10	42.70
26	Uttar Pradesh	83622	4181.10	1742.38
27	Uttarakhand	4414	220.70	27.53
28	West Bengal	15593	779.65	150.91
29	A&N Islands	265	13.25	11.15
30	Chandigarh	501	25.05	9.37
31	Dadra and Nagar Haveli	381	19.05	6.47
32	Daman and Diu	247	12.35	4.86
33	Lakshadweep	33	1.65	1.73
34	NCT of Delhi	3601	180.05	32.45
35	Puducherry	903	45.15	3.58
36	Kendriya Vidyalaya Sangathan	1542	77.10	22.38
Total		1,000,000	50,000.00	10,086.84

* INSPIRE Award Warrant is issued directly in the name of selected student and sent to him/her through the State Education machinery.

